



A Program for Between Grades K and 1

# READING CATCH-UP

**Teacher Guide • Weeks 1-10**




[www.readingeggs.com](http://www.readingeggs.com)

# Welcome!



This catch-up program provides a great way to help your students make the successful transition into Grade 1 or catch-up on important skills to access on-grade-level content successfully. Using fun-filled online learning activities, combined with carefully selected activity sheets, this program will boost your student's reading and literacy skills.



Catching up and making a successful transition is simple with **Reading Eggs** and can be done in just half an hour a day. So, let's maximize learning and get started today! The outline for each week will tell you the online lessons, additional reading, and worksheets to be completed. You will find details for you to set up your students below. The following page will help your students (and their parents) to navigate the **Reading Eggs** site.

## Login

Login with your teacher email and password. If you are unable to remember either of these please select the *I've forgotten my password or login* button and follow the steps.

To help you navigate through the site we have listed a few steps below. For more information on the program please see our User Guides. These can all be found in **Quick Links > User Guides** in the Teacher Dash.

## Fast Phonics

- Lessons
- Reports
- Quick Links
  - Research Reports
  - Fast Phonics
  - User guides
  - Subscription Order Form
  - Tell a Colleague



## Management

- Manage Students
- Manage Classes
- Manage Progress

If your students are not working at the correct level, you can adjust them in **Management > Manage Progress**.


Select **Edit** on the right hand side of an individual student or **Select All** and then **Edit Progress** at the top of the table. Then adjust your students to the correct spot for Week 1 of the Reading Catch-up Program.

You can let your students go into the library to read the additional books or you can assign them one of the books per day, or towards the end of the week.

To do this go to **Reading Eggspress > Assignments > Create Assignments** (Please note, all book assignments must be done in **Reading Eggspress**, even if your students are working in **Reading Eggs**).

Then select the students you wish to assign the book to, select the book and set the date that you would like them to read it on. Please note that when you have set an assignment your students will need to read the book and pass the quiz **before** they can do anything else on the site.

Your student is now ready to begin!





## Welcome to your Reading Catch-Up Program

Welcome to your targeted literacy program! This program is for students transitioning between Kindergarten and Grade 1, or catching up on important skills to access on-grade level content successfully. Each week's guide will reinforce the learning from Kindergarten and provide the essential skills your student needs to transition successfully into Grade 1.

Over 10 weeks, your students will have the opportunity to engage in fun-filled, online learning activities, based on the **Fast Phonics** program. **Fast Phonics** uses the proven power of systematic synthetic phonics instruction to boost reading skills. It focuses on phonemic awareness and phonics practice.

Each week you'll receive a 19-page booklet. Inside you will find a set of carefully selected activity sheets that will allow your students to revisit, consolidate and build crucial reading and literacy skills. We've packed lots in so your students can enjoy and get ready for Grade 1 content!

We recommend you follow these simple steps to keep your students learning whilst still having fun.

- 1 Print the student pages for the week. Ensure your students have pencils and erasers to complete the worksheets.
- 2 Start by setting your students up on **Fast Phonics**. Activities begin at **Peak 1** and allow your students to progress at their own pace.
- 3 Encourage your students to read the recommended books from the **Reading Eggspress** library.
- 4 Once each day's work is complete, fill in the incentive chart. There is also a certificate at the end of the week to celebrate your students' achievement.
- 5 Enjoy the learning. Keep it light.

We know your students will enjoy learning with **Fast Phonics** because it makes learning to read fun – and having fun is what learning is all about!



# Get Ready for Grade 1

## Week 1

### Reading skills focus

- Hear and identify the sounds **s, a, t, p**, and match each sound to a letter.
- How to break a word into sounds and blend it back together for reading.

### Online

#### Fast Phonics Peak 1

- Letters and sounds focus: **s, a, t, p**
- Read **CVC a** words.
- Split a word into its sounds for spelling.
- High frequency and tricky words – **at, as**  
Fast recall of the words: **pat, sat, tap, sap, taps**
- Read a book and answer questions to build comprehension.



### Worksheets

**Day 1:** Letter **Ss**; Letter **Aa**

**Day 2:** Beginning sounds **s, a**; Letter **Tt**

**Day 3:** Letter **Pp**; Beginning sounds **s, a, t, p**

**Day 4:** Sound out. Blend. Read; Full circle

**Day 5:** Word **at**; Read. Draw. Write.

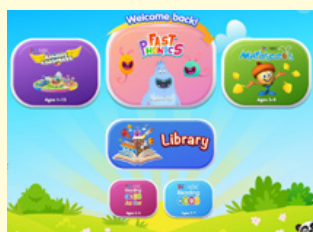
### Bonus pages

- Words
- Missing letters
- Roll a word
- Reading record *Pat taps*



### Additional Reading Eggspress library books

**1** Go to Library



**2** Search for titles



- *Tap, Tap*
- These books cover additional sounds:
- *Pat and Tam*
- *Mad Fun!*
- *In the Tin*





# Get Ready for Grade 1

## Week 2

### Reading skills focus

- Hear and identify the sounds **m, i, d, n**, and match each sound to a letter.
- Practice breaking a word into its sounds, then blending the sounds to read the word.
- Read the word **the**.

### Online

#### Fast Phonics Peak 2

- Letters and sounds focus: **m, i, d, n**
- Read **CVC i** words.
- Split a word into its sounds for spelling.
- Read high frequency and tricky words – **a, and, did, in, is, it, no, the**
- Fast recall of the words: **and, at, dad, did, in, it, man, map, mat, nap, nip, pan, pin, pip, sad, sap, sat, the, Tim**
- Read a book and answer questions to build comprehension.

### Worksheets

**Day 1:** Letter **Mm**; Letter **Ii**

**Day 2:** Beginning sounds **m, i**; Letter **Dd**


**Day 3:** Letter **Nn**; Beginning sounds **m, i, d, n**

**Day 4:** Sound out. Blend. Read; Making words

**Day 5:** Full circle; Word **the**

### Bonus pages

- Words
- Captions
- Race through the snow
- Reading record *Tim and the map*



### Additional Reading Eggspress library books



**1** Go to Library



**2** Search for titles



- *As Mad as a Nit*
  - *Is It?*
  - *Pam and Sam*
- This book covers additional sounds:
- *Big Tom*



# Get Ready for Grade 1

## Week 3

### Reading skills focus

- Hear and identify the sounds **g, o, c, k, ck**, and match each sound to a letter.
- Practice breaking a word into its sounds, then blend the sounds to read the word.
- Revise the word **and**.

### Online

#### Fast Phonics Peak 3

- Letters and sounds focus: **g, o, c, k, ck**
- Read **CVC o** words.
- Split a word into its sounds for spelling.
- Read high frequency and tricky words – **can, go, got, not, on, to**
- Fast recall of the words: **cat, dog, dot, map, mop, no, pig, pop, pot, sack, sock, tin**
- Read a book and answer questions to build comprehension.

### Worksheets

**Day 1:** Letter **Gg**; Letter **Oo**

**Day 2:** Beginning sounds; Letter **Cc**


**Day 3:** Letter **Kk**; Ending sound **ck**

**Day 4:** Sound out. Blend. Read.; Making words

**Day 5:** Real or not?; Word **and**

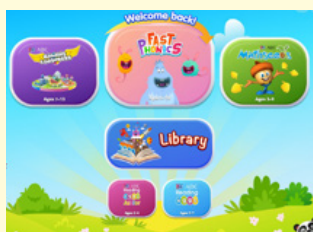
### Bonus pages

- Words
- Captions
- I spy!
- Reading record *Sam can*



### Additional Reading Eggspress library books

**1** Go to Library




**2** Search for titles



• *Can Dom Tip Tom?*

These books cover additional sounds:

- *The Cup*
- *On the Hill*
- *Can I Go?*



# Get Ready for Grade 1

## Week 4

### Reading skills focus

- Hear and identify the sounds **r**, **e**, **u**, and match each sound to a letter.
- Practice breaking a word into its sounds, then blend the sounds to read the word.
- Understand that words have 'beats' that are called syllables.
- Create and read CVC words.

### Online

#### Fast Phonics Peak 4

- Letters and sounds focus: **r**, **e**, **u**
- Read **CVC e** words, and **CVC u** words.
- Learn about vowels and consonants.
- Learn about syllables.
- Split a word into its sounds for spelling.
- Read high frequency and tricky words – **am, get, I, it, to, up**
- Fast recall of the words: **and, cup, did, dog, go, kid, men, mug, no, peg, pen, red, rug, run, sack, sit, sun, ten, the, to, up**
- Read 2 books and answer questions to build comprehension.

### Worksheets

**Day 1:** Letter **Rr**; Letter **Ee**

**Day 2:** Beginning sounds **r**, **e**; Letter **Uu**


**Day 3:** Middle sounds **e**, **u**; Sound out. Blend. Read.

**Day 4:** Sound out. Blend. Read. 2 syllables; Say it. Make it. Write it.

**Day 5:** Making CVC words; Read. Draw. Write.

### Bonus pages

- Captions
- Write the words
- Spin a vowel
- Reading record *The cat and the rat*



### Additional Reading Eggspress library books

- *I Can Run*
- *Top Pets*
- *Rocket to the Sun*
- *Bob's Big Hat*



# Get Ready for Grade 1

## Week 5

### Reading skills focus

- Hear and identify the sounds **l, h, b, ll, ff, ss**, and match each sound to a letter.
- Practice breaking a word into its sounds, then blend the sounds to read the word.
- Understand that double letters make one sound.

### Online

#### Fast Phonics Peak 5

- Letters and sounds focus: **l, h, b, ll, ff, ss**
- Learn how to avoid mixing up letters **b** and **d**.
- Read words with double letters.
- Split a word into its sounds for spelling.
- Read words with more than one syllable.
- Read high frequency and tricky words – **gets, had, has, he, him, his, of, off, see**
- Fast recall of the words: **bad, bed, bell, bun, bus, doll, fan, fig, get, go, had, has, hat, hill, hut, is, leg, no, off, the, to**
- Read 4 books and answer questions to build comprehension.

### Worksheets

**Day 1:** Letter **Ll**; Letter **Hh**

**Day 2:** Beginning sounds; Letter **Bb**


**Day 3:** Letter **Ff**; Beginning sounds

**Day 4:** Sound out. Blend. Read; Making words

**Day 5:** Say it. Make it. Write it.; Word **off**



### Bonus pages

- Words
- Captions
- Spot it!
- Reading record *Carrots*



### Additional Reading Eggspress library books

- *Hop! Hop! Hop!*
- *Get Off the Rug, Sid!*
- *Fusspot Bill*
- *On and Off the Bus*





# Get Ready for Grade 1

## Week 6

### Reading skills focus

- Hear and identify the sounds **j**, **v**, **w**, and match each sound to a letter.
- Practice breaking a word into its sounds, then blend the sounds to read the word.
- Build reading comprehension skills.
- Revise short vowel sounds.

### Online

#### **Fast Phonics Peak 6**

- Letters and sounds focus: **j**, **v**, **w**
- Identify the 5 short vowels.
- Split a word into its sounds for spelling.
- Read high frequency and tricky words – **an**, **for**, **her**, **into**, **put**, **puts**, **sees**, **she**, **this**, **will**, **with**
- Fast recall of the words: **doll**, **fuss**, **he**, **hill**, **hiss**, **less**, **put**, **tick**, **will**
- Read 4 books and answer questions to build comprehension.

### Worksheets

**Day 1:** Letter **Jj**; Letter **Vv**

**Day 2:** Letter **Ww**; Beginning sounds


**Day 3:** The 5 short vowels; Sound out. Blend. Read.

**Day 4:** Full circle; Making CVC words

**Day 5:** Yes or no?; Read. Draw. Write.


### Bonus pages

- Write the words
- Captions
- 4 in a row
- Reading record *Pug the pup*



### Additional Reading Eggspress library books

- *Bad Cat, Jess*
- *The Mix*
- *No Fear*
- *Into the Woods*



# Get Ready for Grade 1

## Week 7

### Reading skills focus

- Hear and identify the sounds **x, y, z, zz, qu**, and match each sound to a letter.
- Practice breaking a word into its sounds, then blend the sounds to read the word.
- Build reading comprehension skills.
- Read and write the word **my**.

### Online

#### Fast Phonics Peak 7

- Letters and sounds focus: **x, y, z, zz, qu**
- Learn how to avoid mixing up letters **p** and **q**.
- Split a word into its sounds for spelling.
- Read high frequency and tricky words – **do, my, yes**
- Fast recall of the words: **and, buzz, fizz, has, he, her, his, it, my, off, pack, pick, quack, quick, quit, quiz, tell, this, yap, yell, zap, zip**
- Read 4 books and answer questions to build comprehension.

### Worksheets

**Day 1:** Letter **Xx**; Letter **Yy**

**Day 2:** Beginning and end sounds; Letter **Zz**

**Day 3:** Letter **Qq**; Beginning and end sounds

**Day 4:** Word **my**; Sounds

**Day 5:** Making words; Read. Draw. Write.

### Bonus pages



- Write the words
- Captions
- Find my mittens!
- Reading record *Six big pigs*



### Additional Reading Eggspress library books

These books cover additional sounds:

- *The Bad Bug*
- *Is It Hot?*
- *Chips*
- *Such a Racket!*



# Get Ready for Grade 1

## Week 8

### Reading skills focus

- Hear and identify the sounds **sh, ch, th, ng**, and match each sound to its letters.
- Practice breaking a word into its sounds, then blend the sounds to read the word.
- Understand that sometimes 2 letters can make one sound called a digraph.
- Read and write the word **them**.

### Online

#### Fast Phonics Peak 8

- Letters and sounds focus: **sh, ch, th, ng**
- Learn about digraphs.
- Split a word into its sounds for spelling.
- Read high frequency and tricky words – **look, than, then, that, them, you, we**
- Fast recall of the words: **cash, chin, fish, for, he, her, his, king, long, me, moth, my, ring, shell, shop, sing, that, them, thick, this, we, wing, with**
- Read 4 books and answer questions to build comprehension.

### Worksheets

**Day 1:** Letters **sh**; Letters **ch**

**Day 2:** Beginning sounds; Letters **th**

**Day 3:** Letters **ng**; Beginning and end sounds

**Day 4:** Word **them**; Syllables

**Day 5:** Making words; Making CVC and CVCC words


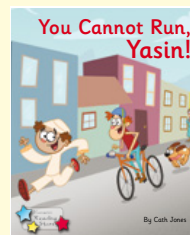
### Bonus pages

- Write the words
- Captions
- Alien space race
- Reading record *Fish for Kit*



### Additional Reading Eggspress library books

- *Going Fishing*
- *The Long Red Coat*
- *You Cannot Run, Yasin!*
- *Diggers*



# Get Ready for Grade 1

## Week 9

### Reading skills focus

- Hear and identify the sounds **ai**, **ee**, **igh**, **oa**, and match each sound to its letters.
- Practice breaking a word into its sounds, then blend the sounds to read the word.
- Read some more long vowel digraphs.
- Read and write the word **along**.

### Online

#### Fast Phonics Peak 9

- Letters and sounds focus: **ai**, **ee**, **igh**, **oa**
- Split a word into its sounds for spelling.
- Read high frequency and tricky words – **along**, **but**, **if**, **its**, **me**, **oh**, **out**
- Fast recall of the words: **along**, **boat**, **coat**, **feel**, **feet**, **foal**, **goat**, **he**, **her**, **light**, **me**, **nail**, **rain**, **right**, **road**, **see**, **she**, **soap**, **teeth**, **toad**, **we**
- Read 4 books and answer questions to build comprehension.

### Worksheets

**Day 1:** Letters **ai**; Letters **ee**

**Day 2:** Middle sounds; Letters **igh**

**Day 3:** Letters **oa**; Middle sounds

**Day 4:** Word **along**; Sounds

**Day 5:** Making words; Read. Draw. Write.

### Bonus pages

- Write the words
- Captions
- Crossword
- Reading record *King Rex*



### Additional Reading Eggspress library books

These books cover additional sounds:

- *Max has a Bad Night*
- *Feeding at Night*
- *At the Fun Fair*
- *Meet Jim!*





# Get Ready for Grade 1

## Week 10

### Reading skills focus

- Hear and identify the sounds **oo**, **ar**, **or**, **ur**, and match each sound to its letters.
- Practice breaking a word into its sounds, then blend the sounds to read the word.
- Read some 'r controlled' vowel digraphs.
- Read and write the word **too**.

### Online

#### Fast Phonics Peak 10

- Letters and sounds focus: **oo**, **ar**, **or**, **ur**
- Split a word into its sounds for spelling.
- Read high frequency and tricky words – **are**, **be**, **by**, **must**, **so**, **to**, **was**
- Fast recall of the words: **are**, **book**, **boot**, **cook**, **food**, **foot**, **good**, **look**, **moon**, **now**, **or**, **pool**, **right**, **room**, **see**, **they**, **too**, **wood**, **wool**, **you**, **zoo**
- Read 3 books and answer questions to build comprehension.

### Worksheets

**Day 1:** Letters **oo**; Letters **ar**

**Day 2:** Middle sounds; Letters **or**

**Day 3:** Letters **ur**; Middle sounds

**Day 4:** Word **too**; Syllables

**Day 5:** Sounds; Making words

### Bonus pages

- Write the words
- Captions
- Roll it!
- Reading record *A visit to the moon*



### Additional Reading Eggspress library books

These books cover additional sounds:

- *The Vixen*
- *Yap, Yap, Yazz*
- *The Queen's Quoit*
- *Darth, Boss of the Road*

