

Reading



A Program for Between Grades K and 1

READING CATCH-UP

Week 1



www.readingeggs.com

Get Ready for Grade 1

Week 1

Reading skills focus

- Hear and identify the sounds **s, a, t, p**, and match each sound to a letter.
- How to break a word into sounds and blend it back together for reading.

Online

Fast Phonics Peak 1

- Letters and sounds focus: **s, a, t, p**
- Read **CVC a** words.
- Split a word into its sounds for spelling.
- High frequency and tricky words – **at, as**
Fast recall of the words: **pat, sat, tap, sap, taps**
- Read a book and answer questions to build comprehension.



Worksheets

- Day 1:** Letter **Ss**; Letter **Aa**
- Day 2:** Beginning sounds **s, a**; Letter **Tt**
- Day 3:** Letter **Pp**; Beginning sounds **s, a, t, p**
- Day 4:** Sound out. Blend. Read; Full circle
- Day 5:** Word **at**; Read. Draw. Write.

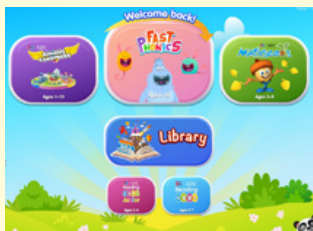
Bonus pages

- Words
- Missing letters
- Roll a word
- Reading record *Pat taps*



Additional Reading Eggspress library books

- 1 Go to Library
- 2 Search for titles



- *Tap, Tap*
- These books cover additional sounds:
- *Pat and Tam*
- *Mad Fun!*
- *In the Tin*




Ss



Silly snakes


Aa



Alligator

apple


Tt



Tiger

tree

Pp



Panda






penguin






Week 1

Incentive chart for:


Color each one when you have completed each day's work.

Week 1	Monday	Tuesday	Wednesday	Thursday	Friday
Online Lesson	Peak 1	Peak 1	Peak 1	Peak 1	End of Peak 1 Quiz

Worksheets					
------------	--	--	---	--	--

Day Done!					
-----------	---	---	---	---	---

Notes/thoughts/ideas



**FAST
PHONICS**

1 Trace and write.



2 Circle every S.

S S **S** **C** S
J **T** S S U


Circle every s.


s s **b** c **g**
a r **s** s y

3 Color things that begin with s.



4 Write S in each snowball.





**FAST
PHONICS**

1 Trace and write.




2 Circle every A.

A B **A** **E** S
T **A** N A A


Circle every a.


a c n a g
c a o a a

3 Draw the spiral.
Start at the apple.



4 Color the things that begin with the a sound.






FAST PHONICS


1 Match each sound to its picture.



s



a



2 Color the first sound for each picture.




s a

s a

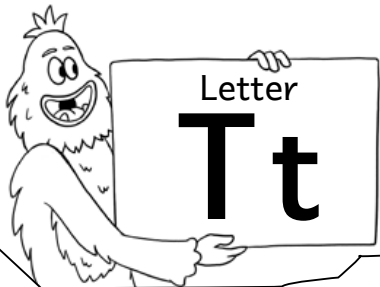
s a

s a

3 Write the first sound for each picture.

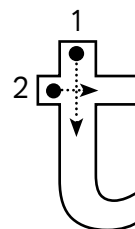
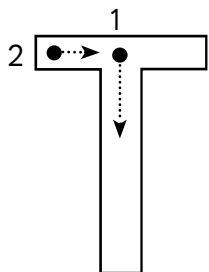







FAST PHONICS

1 Trace and write.




2 Circle every T.

T I v Z T
N T T E T

Circle every t.


t t h e b
i t l t t

3 Draw two things that start with the t sound.



4 Write t on each tree.



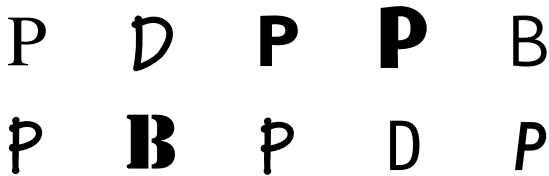


FAST PHONICS

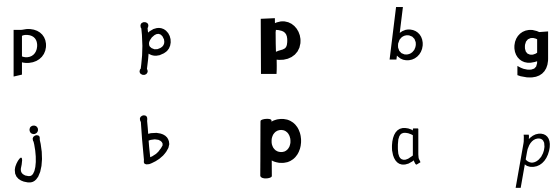
1 Trace and write.




2 Circle every P.



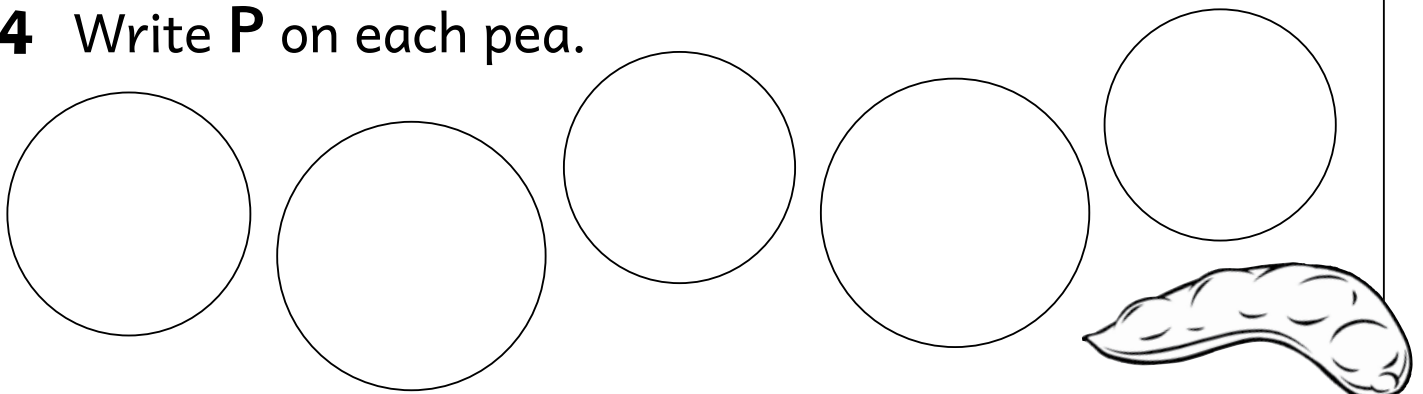
Circle every p.




3 Color things that begin with p.



4 Write P on each pea.





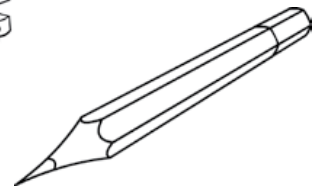
1 Match each sound to its picture.



t



p



2 Color the first sound for each picture.



s a

s a

s a

s a

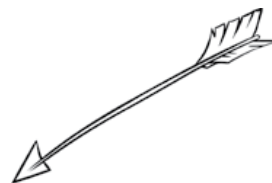
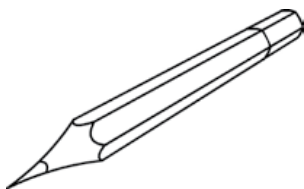
t p

t p

t p

t p

3 Write the first sound for each picture.





[Empty box for writing the first sound of a pencil]

[Empty box for writing the first sound of a starburst]

[Empty box for writing the first sound of an arrow]

[Empty box for writing the first sound of a tree]



1 Circle the correct picture.




Pat

○ ○ ○



tap

○ ○ ○



2 Circle the correct words.



Pat sat

○ ○ ○ ○ ○ ○



tap at

○ ○ ○ ○ ○ ○



sap Pat


○ ○ ○ ○ ○ ○



tap sat


○ ○ ○ ○ ○ ○





Full circle

FAST PHONICS



Complete the words. You can only use each letter once.

s a t p




s a t



□ a p



□ a t





□ a p



s □ p



Word
at**FAST
PHONICS****1** Make a rainbow  word.**at****2** Read **at** 3 times.**at****at****at****3** Find **at**.

am

at

am

at

as

at

in


as*it***at**


in

to

at



as

at**4** Write **at**.**at****at**



1 Read the words. Draw the picture.

Pat sat.



2 Look at the picture. Write a sentence.



Three horizontal lines for writing a sentence.




Words



1 Trace the words. Match to a picture.

Fun



sit



top



at






Missing letters



FAST PHONICS

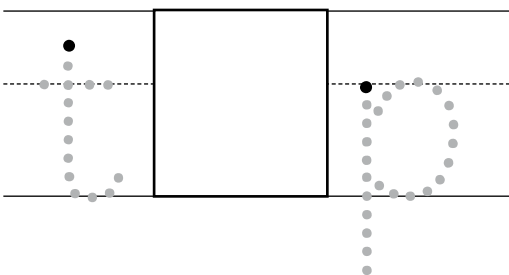
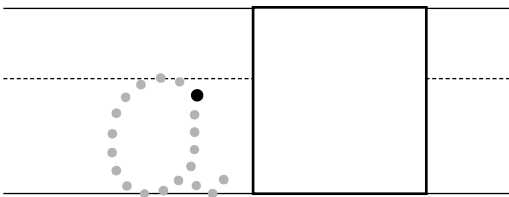
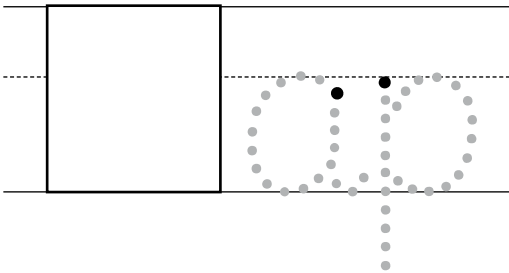
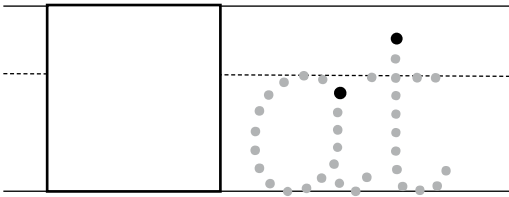


1 Trace.

2 Write the missing letter.

t P a s

3 Match to a word.




tap

Pat

sap

at





You will need:

2 sets of colored counters, 1 dice, and a partner.


How to play

- 1 Take turns. Roll the dice. Read the number.
- 2 Choose a word from that column.
- 3 Can you read it? Yes – cover it. No – miss a turn.
- 4 The person with the most words covered wins!



at	tap	sap	Pat	taps	as
sap	pat	tap	as	at	taps
as	at	Pat	taps	sap	tap

WEEK 1 • BONUS READING RECORD



Name _____

Age _____

Page	Text	Errors	Self-correction Meaning/structure/visual clues
2	Pat sat.		
3	Tap "as."		
4	Tap.		
5	Tap "at." Tap.		
6	Tap "sap."		
7	Pat taps "sap." Tap.		
8	Pat taps "sat." Tap.		
9	Pat taps. Tap, tap, tap.		
		Results	

❄ Additional comments/observations

Signed _____ Date _____



Congratulations



**You have
completed
Week 1!**



www.readingeggs.com