

# SOUNDS


**FAST  
PHONICS**





168 COLOUR  
ALPHABET AND  
PHONEMES  
FLASH CARDS





**a**   
apple

**b**   
baseball

**d**   
dinosaur

**ee**   
leek

**oa**   
goat

**oo**   
moon

**igh**   
night



**Fast Phonics Sounds • Alphabet and Phonemes Flash Cards**

ISBN: 978-1-922538-67-3

Copyright © Blake eLearning 2021

Blake Publishing  
Locked Bag 2022  
Glebe NSW 2037  
[www.blake.com.au](http://www.blake.com.au)

Publisher: Katy Pike

Editors: Amy Russo and Romana Toson

Design and layout: The Modern Art Production Group

Ownership of Content: the content and materials contained in this work, including without limitation all information, text, graphics, names, logos and marks are protected by copyright, trade mark and other intellectual property laws.

This work is copyright. Other than as permitted by, and subject to the conditions prescribed under, the *Australian Copyright Act 1968* (Cth) or copyright legislation which applies to you or in your location, you may not in any form or by any means adapt, reproduce, distribute, print, display, communicate, publish or create derivative works from any part of this work; or commercialise any information, products or services obtained from any part of this work; without the permission of the copyright owner.

Without limiting any rights of the copyright owner, where copyright legislation in a location includes a remunerated scheme to permit educational institutions to reproduce (copy or print) any part of the work, the owners of copyright in this work will claim remuneration where any part of the work is printed or photocopied in accordance with that remunerated scheme.

# READING SKILLS

Research shows that good phonological awareness skills are crucial for early reading success. But some kids need lots of practise to develop these skills. So we've created this booklet to help your students build strong oral, listening and segmenting skills while they have fun at the same time. Phonological awareness skills include being able to



- ✓ break a word into syllables
- ✓ hear the sounds that makes up a word
- ✓ identify words that rhyme
- ✓ use alliteration.

Phonological awareness is foundational for

- ✓ Beginning readers
- ✓ Struggling readers
- ✓ ELL



Using this booklet, children will build essential phonological awareness skills as they listen for initial sounds, orally segment words, and then blend the sounds together to make words. It contains 168 x printable colour flash cards.

## WHY SOUNDS?

Listening is an essential pre-reading skill for learners. Being able to hear sounds (phonemes) in words is an important early literacy skill. It is called sound discrimination. It has a part in language and early reading. Being able to identify the initial sound allows children to tell the difference between words and sounds that are similar and those that are different; e.g., dog and log. Sound discrimination becomes crucial as children move into the early stages of writing.

Happy  
Eggsploring!



# RESOURCE LISTING

## Page 1

**a** as in **apple**  
**b** as in **baseball**  
**c** as in **caterpillar**  
**d** as in **dinosaur**

## Page 2

**e** as in **egg**  
**f** as in **flower**  
**g** as in **girl**  
**h** as in **horse**

## Page 3

**i** as in **insect**  
**j** as in **jellybeans**  
**k** as in **key**  
**l** as in **lamp**

## Page 4

**m** as in **mouse**  
**n** as in **nails**  
**o** as in **orange**  
**p** as in **penguin**

## Page 5

**q** as in **queen**  
**r** as in **road**  
**s** as in **snake**  
**t** as in **tree**

## Page 6

**u** as in **up**  
**v** as in **vase**  
**w** as in **worm**  
**x** as in **x-ray**

## Page 7

**y** as in **yo-yo**  
**z** as in **zipper**  
How to use Flashcards

## Page 8

**A** as in **Alligator**  
**B** as in **Bear**  
**C** as in **Cat**  
**D** as in **Dog**

## Page 9

**E** as in **Elephant**  
**F** as in **Flag**  
**G** as in **Goat**  
**H** as in **House**

## Page 10

**I** as in **Iguana**  
**J** as in **Jellyfish**  
**K** as in **Kangaroo**  
**L** as in **Lion**

## Page 11

**M** as in **Mountain**  
**N** as in **Nurse**  
**O** as in **Octopus**  
**P** as in **Panda**

## Page 12

**Q** as in **Quail**  
**R** as in **Rooster**  
**S** as in **Snake**  
**T** as in **Tiger**

## Page 13

**U** as in **Umbrella**  
**V** as in **Valley**  
**W** as in **Walrus**  
**X** as in **boX**

## Page 14

**Y** as in **Yak**  
**Z** as in **Zebra**  
How to Use Flashcards

## Page 15

**s** as in **snake**  
**a** as in **apple**  
**t** as in **tree**  
**p** as in **penguin**

## Page 16

**i** as in **insect**  
**n** as in **nail**  
**m** as in **mouse**  
**d** as in **dinosaur**

## Page 17

**g** as in **girl**  
**o** as in **orange**  
**c** as in **caterpillar**  
**k** as in **key**

## Page 18

**ck** as in **rocket**  
**r** as in **road**  
**e** as in **egg**  
**u** as in **up**

## Page 19

**l** as in **lamp**  
**h** as in **horse**  
**b** as in **baseball**  
**f** as in **flower**

## Page 20

**ll** as in **bell**  
**ff** as in **sniff**  
**ss** as in **grass**  
**j** as in **jellybeans**

## page 21

**v** as in **vase**  
**w** as in **worm**  
**x** as in **x-ray**  
**y** as in **yo-yo**

## Page 22

**z** as in **zipper**  
**zz** as in **fizz**  
**ch** as in **chicken**  
**qu** as in **queen**

## Page 23

**sh** as in **shell**  
**th** as in **thumb**  
**ai** as in **rain**  
**ng** as in **ring**

## Page 24

**ee** as in **leek**  
**oa** as in **goat**  
**oo** as in **moon**  
**igh** as in **night**

## Page 25

**oo** as in **book**  
**ar** as in **card**  
**or** as in **fork**  
**ur** as in **burger**

## Page 26

**ow** as in **cow**  
**oi** as in **coin**  
**ear** as in **beard**  
**air** as in **chair**

## Page 27

**er** as in **eraser**  
**st** as in **nest**  
**ure** as in **picture**  
**nd** as in **hand**

## Page 28

**nt** as in **tent**  
**nk** as in **tank**  
**ft** as in **gift**  
**mp** as in **lamp**

## Page 29

**sk** as in **tusk**  
**lt** as in **belt**  
**lf** as in **shelf**  
**lp** as in **help**

## Page 30

**lk** as in **milk**  
**xt** as in **text**  
**tr** as in **tree**  
**pt** as in **swept**

## Page 31

**dr** as in **dragonfly**  
**br** as in **brush**  
**cr** as in **crab**  
**gr** as in **grapes**

## Page 32

**fr** as in **frog**  
**bl** as in **blueberry**  
**fl** as in **flower**  
**gl** as in **glass**

## Page 33

**cl** as in **clown**  
**sl** as in **sleep**  
**pl** as in **plant**  
**sp** as in **spoon**

## Page 34

**st** as in **star**  
**tw** as in **twins**  
**sm** as in **small**  
**pr** as in **prize**

## Page 35

**sc** as in **scarf**  
**sk** as in **skateboard**  
**nch** as in **bench**  
**sn** as in **snail**

## Page 36

**scr** as in **screw**  
**shr** as in **shrew**  
**thr** as in **throne**  
**str** as in **string**

## Page 37

**ay** as in **crayons**  
**ou** as in **cloud**  
**ie** as in **tie**  
**ea** as in **beads**

## Page 38

**oy** as in **boy**  
**ir** as in **girl**  
**ue** as in **glue**  
**ue** as in **statue**

## Page 39

**aw** as in **saw**  
**wh** as in **whale**  
**wh** as in **whole**  
**ph** as in **elephant**

## Page 40

**ew** as in **stew**  
**ew** as in **screw**  
**oe** as in **toe**  
**au** as in **sauce**

## Page 41

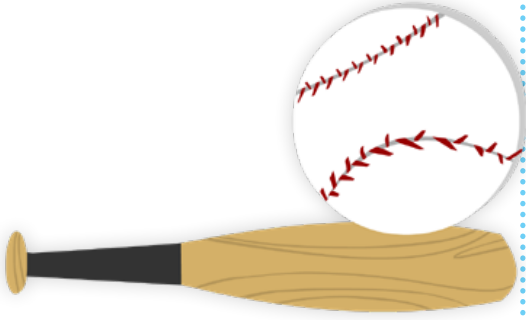
**ey** as in **key**  
**a-e** as in **grapes**  
**e-e** as in **concrete**  
**i-e** as in **slide**

## Page 42

**o-e** as in **bone**  
**u-e** as in **flute**  
**u-e** as in **cube**  
How to use Flashcards



b



baseball

d



dinosaur

a




apple

c




caterpillar

f




flower

h




horse

e




egg

g



girl

j




jellybeans

i



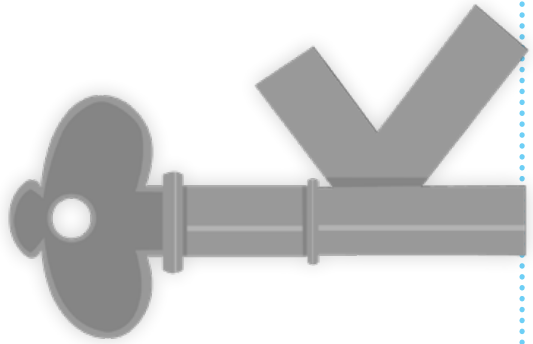
insect

l



lamp

k




key

n




nails

p



penguin

m



mouse

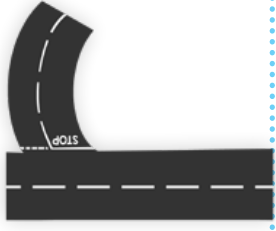
o



orange




r



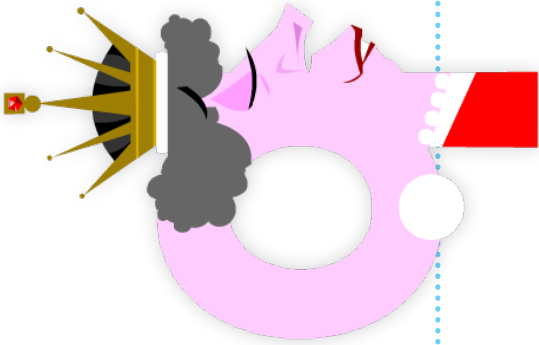
road

t




tree

q



queen

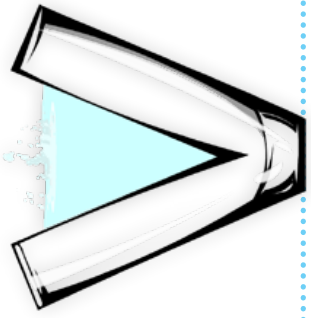
s



snake


u

up



vase

v



worm



x-ray

x

# Y

yo-yo

yo-yo


## How to Use

### Print, cut and laminate each flashcard

- ❖ Take some time to go through the cards with the child. Talk about any letters they recognise already. Can they say the letter's name? Can they say its sound?
- ❖ Ask the child to trace a finger over the top of each letter whilst saying its sound.
- ❖ Match upper and lowercase letters from both flashcard packs.
- ❖ Ask the child to pick out the first letter of their name, or any other names they know. Can they say each letter's name and sound?
- ❖ Pick a letter from the pack and play 'I spy'. How many things can the child find that start with that sound?
- ❖ Shuffle the pack. Ask the child to sing the alphabet song and work with a partner to put the cards into alphabetical order.
- ❖ Put 5 cards on display for the child to memorise. Remove one whilst the child closes their eyes. Can they figure out which letter is missing?



# Z




zipper


## How to Use

### Print, cut and laminate each flashcard

- ❖ Shuffle the pack. Ask the child to pick a letter. How many objects or pictures cut from a magazine can they find that start with that letter? Images could be pasted to make a poster.
- ❖ Ask the child to select a card. Get them to draw a picture of something that starts with that sound for a partner to guess. Swap over.
- ❖ Get the child to pick a letter and to make it using playdough.
- ❖ Make sure they can say its name and sound.
- ❖ Using the whole pack, ask the child to sort the cards into vowels and consonants.
- ❖ Play memory match. Ask the child to put 4 uppercase letters and their matching lowercase letters face-down in a 4 x 3 grid. Can they find the matching pairs?



A




Alligator

B



Bear

C




Cat


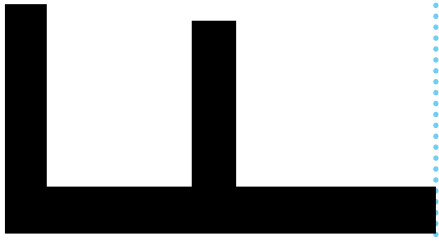
D





Dog



Flag




House



Elephant



Goat




I




Iguana

J



Jellyfish

K




Kangaroo

L




Lion

M



Mountain

N



Nurse

O



Octopus

P




Panda



Rooster

R



Tiger

T



Quail

Q



Snake

S




U



U


Umbrella

V



Valley

W




Walrus

X



box

# Y



Yak


## How to Use

### Print, cut and laminate each flashcard

- ✧ Take some time to go through the cards with the child. Talk about any letters they recognise already. Can they say the letter's name? Can they say its sound?
- ✧ Ask the child to trace a finger over the top of each letter whilst saying its sound.
- ✧ Match upper and lowercase letters from both flashcard packs.
- ✧ Ask the child to pick out the first letter of their name, or any other names they know. Can they say each letter's name and sound?
- ✧ Pick a letter from the pack and play 'I spy'. How many things can the child find that start with that sound?
- ✧ Shuffle the pack. Ask the child to sing the alphabet song and work with a partner to put the cards into alphabetical order.
- ✧ Put 5 cards on display for the child to memorise. Remove one whilst the child closes their eyes. Can they figure out which letter is missing?



# Z




Zebra

## How to Use

### Print, cut and laminate each flashcard


- ✧ Shuffle the pack. Ask the child to pick a letter. How many objects or pictures cut from a magazine can they find that start with that letter? Images could be pasted to make a poster.
- ✧ Ask the child to select a card. Get them to draw a picture of something that starts with that sound for a partner to guess. Swap over.
- ✧ Get the child to pick a letter and to make it using playdough. Make sure they can say its name and sound.
- ✧ Using the whole pack, ask the child to sort the cards into vowels and consonants.
- ✧ Play memory match. Ask the child to put 4 uppercase letters and their matching lowercase letters face-down in a 4 x 3 grid. Can they find the matching pairs?





a

apple



p

penguin



s

snake



t

tree

i



insect

n



nail

m




mouse

d



dinosaur

O



orange

K



key

G




girl

C




caterpillar

ck




rocket

r




road

e



egg

u



up

h



horse

f



flower

l



lamp

b



baseball

ll




bell

ff



sniff

ss



grass

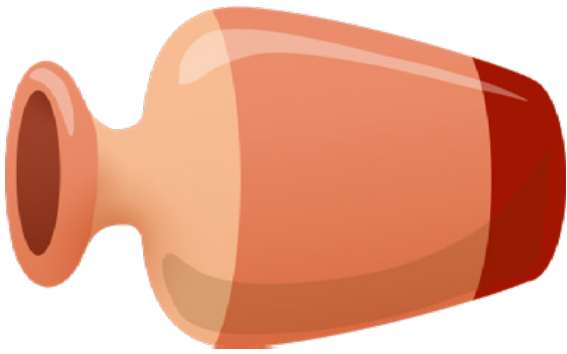
j



jellybeans



V



vase

W




worm

X




xray

Y




yo-yo




fizz

ZZ



zipper

ZZ



chicken


ch



queen


qu

sh



shell

th



thumb

ai




rain

ng




ring

e e




leek

o o



goat

o o



moon

i g h




night

oo




book

or




card

or



fork

ur



burger

ow




cow

oi



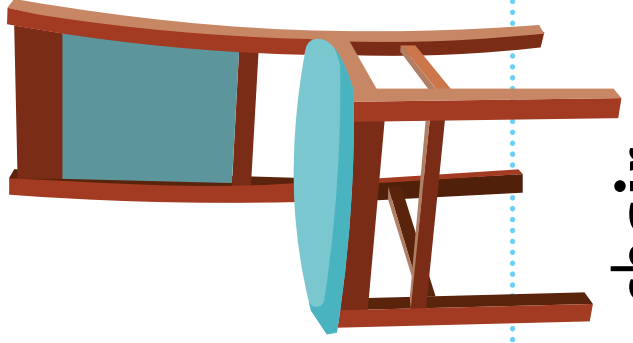
coin

ear



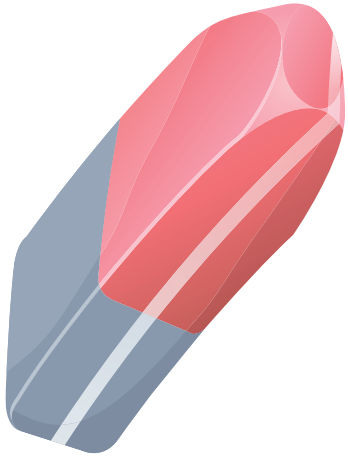
beard

air



chair

er




eraser

st



nest

ure



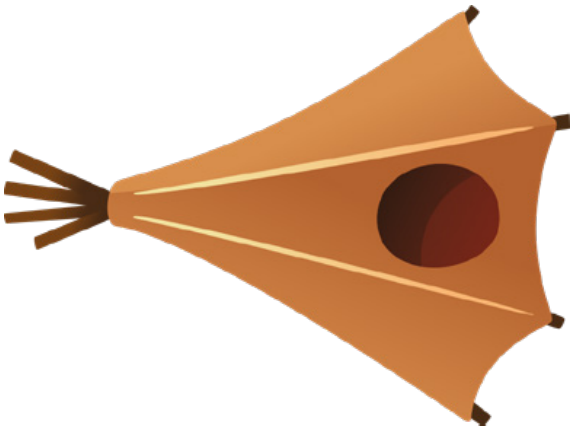
picture

nd




hand

nt



tent

nk



tank

ft



gift


mp



lamp




sk




tusk

lt



belt

lf



shelf

lp




help

lk




milk

xt




text

tr



tree

pt




swept

dr




dragonfly

br




brush

cr



crab

gr




grapes

fr



frog

b



blueberry

fl



flower

g



glass

s



sleep

sp




spoon

cl



clown

pl




plant

st




star

tw



twins

sm



small

pr




prize

SC



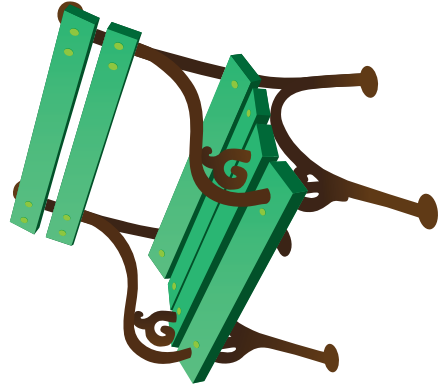
scarf

SK



skateboard

rnch




bench

sn




snail

scr




**screw**

shr



**shrew**

thr



**throne**

str



**string**



ay



crayons

ou




cloud

ie



tie

ea



beads

ir

girl



ue

statue



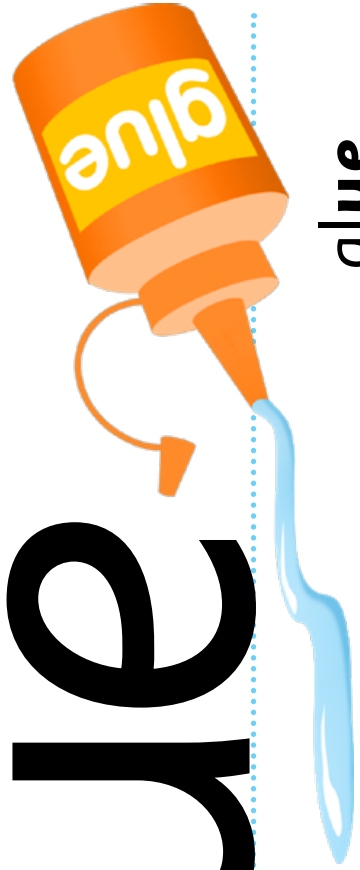
oy

boy




ue

glue



aw




saw

wh



whale

wh




whole

ph



elephant

ew




stew

oe




toe

ew



screw

au



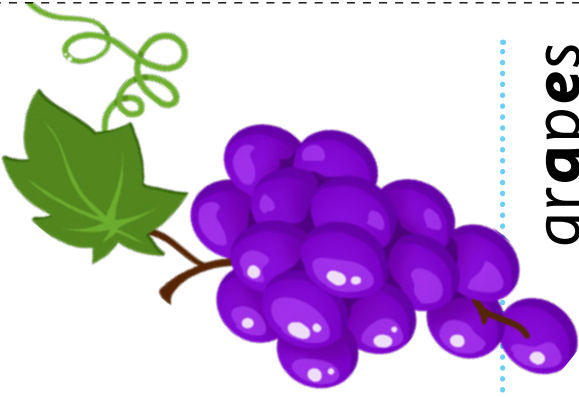
sauce

ey



key

a-e



grapes

e-e



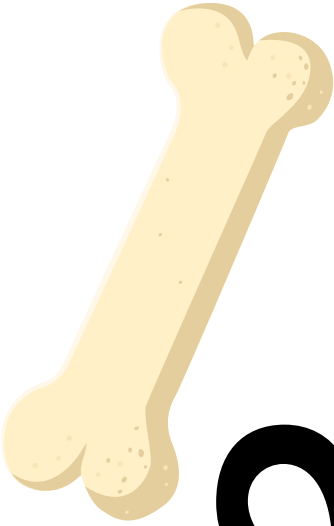
concrete

i-e




slide

# o-e



bone

# u-e



flute

# u-e



cube

## How to Use

Print, cut and laminate each flashcard

Use these versatile cards in many different ways.

- \* Begin by splitting the cards into single letters, digraphs (two letters) and trigraphs (three letters) that make phonemes (sounds).
- \* Start with single letters. Talk about any initial sounds they already know. Find the card. Say the sound and the matching word.
- \* Ask the child to trace a finger over the top of each letter whilst saying its sound.
- \* Ask the child to pick out the first sound of their name, or any other sounds they know.
- \* Pick an initial (first) sound from the pack and play 'I spy'.  
How many things can the child find that start with that sound?
- \* Choose an initial sound from the pack. Can you draw three things with the same first sound?

