

A FREE ELEMENTARY RESOURCE FROM EDMENTUM

Fire Prevention Week

PreK–6th

Grade Range

Fire Prevention Week Elementary Teaching Resources

What Does This Pack Include?

This pack has been created by teachers, for teachers. In it you'll find high quality teaching resources to help you review fire safety with your students. Teach them ways to stay safe with our Fact Sheets, and get them engaged with fire-safety themed Critical Thinking Questions and Activity Sheets.

To go directly to the content, simply click on the title in the index below:

ACTIVITY SHEETS:	
Pre-K – Grade 2	Grades 3-6
Plan how to get out of your bedroom safely in the event of a fire.	Make a poster that shows ways to prevent fires in your home.

FACT SHEETS:	
Pre-K – Grade 2	Grades 3-6
Explore the history and purpose of Fire Prevention Week and ways to prevent fires.	

CRITICAL THINKING QUESTIONS:	
Pre-K – Grade 2	Grades 3-6
Discuss what to do when there is a fire drill.	Discuss ways to prevent the spread of fires in the home.

[Like what you see here?](#)

Learn more about how Edmentum can support your elementary students!

Visit www.edmentum.com






Name: _____ Class: _____



Make a plan to get out of your bedroom safely in case of a fire.
Draw a picture of how you will leave.



Draw a picture of where you will meet when you get outside.





Name: _____

Class: _____




Make a plan to get out of your bedroom safely in case of a fire.
Draw a picture of how you will leave.

Accept any reasonable response.
Students should draw a plan showing a path from a bedroom to the outside.



Draw a picture of where you will meet when you get outside.

Accept any reasonable response.
Students should draw a picture of a meeting place.





Name: _____ Class: _____

Make a poster that shows or tells ways to prevent fires in your home.





Name: _____ Class: _____

Make a poster that shows or tells ways to prevent fires in your home.

Accept any reasonable answer.


Students should illustrate or list fire prevention practices, such as keep fresh batteries in your smoke detectors, or be sure to point handles of pans toward the back of the stove.





FIRE PREVENTION WEEK


- Fire Prevention Week happens in October.
- During Fire Prevention Week, people learn ways to stop fires from happening.
- There are many ways that fires can start. Lightning can cause fires. People can start them too.
- It is important to be safe around fire. Do not leave candles or campfires burning unless an adult is nearby.
 - Never use matches or a fire starter by yourself.
- Smoke detectors can help people if there is an indoor fire. When smoke reaches the detector, it beeps. If you hear the beep, leave the building quickly.
- Smoke detectors should be on every floor of your house and inside every bedroom.
- You can make a plan with your family about how to get out of your home safely in case of a fire. Figure out a place to meet once everyone gets outside. Then practice your plan.





FIRE PREVENTION WEEK

- Fire Prevention Week happens in October.
- Fire Prevention Week began to help people remember the Great Chicago Fire of 1871 and to help stop fires from happening.
- The Great Chicago Fire began on October 8, 1871, and burned for several days. During that time, about 300 people were killed and more than 17,000 buildings were destroyed.
- Much has changed since then. We have many fire safety tools we can use. Buildings are made in a way to help keep fires from spreading, and smoke alarms can warn people to evacuate a building if there is a fire.
- Every home should have smoke detectors, and their batteries should be replaced every year. Smoke detectors should be replaced every ten years.
- In case of a fire, it is important to have an evacuation plan and to practice the plan so you can leave quickly.
- If a person's clothing is on fire, they should stop, drop, and roll—stop running, drop to the ground, and roll around until the fire is out.



We had a **fire drill** at school today. The teacher went over the plan before the drill.



What do you do when you have a fire drill?

You **line up** quickly and quietly.
You **walk in a line outside** the building to the assigned place.
Then you **check** to make sure **everyone is there**.
You **wait** until you are told it is **safe** to go back inside.



Fire Plan

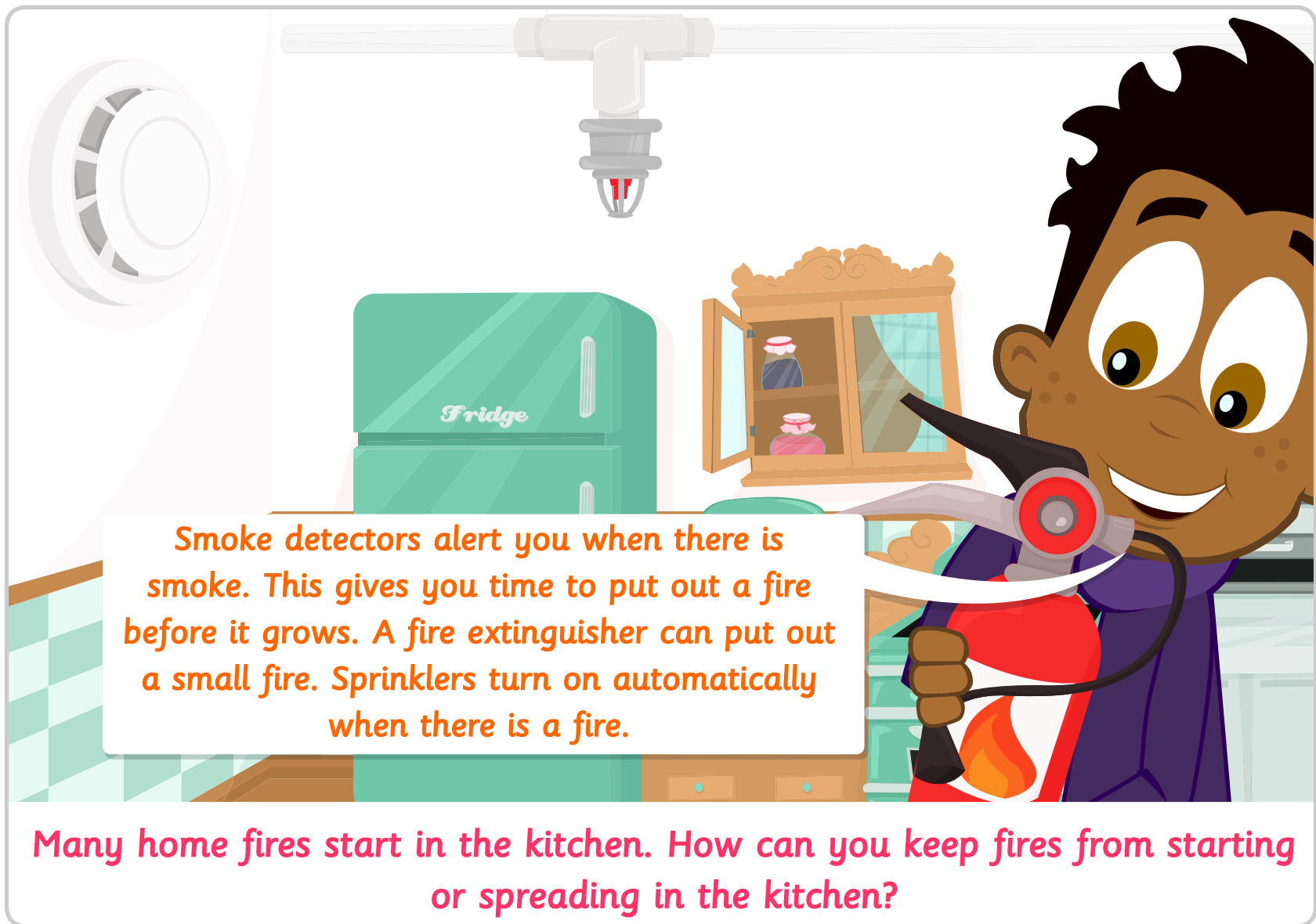
- _____
- _____
- _____

We should make a fire safety plan for Granny's house!

How can you practice getting to safety if there is a fire at your house?



A very **important** part of fire safety is keeping a fire from spreading once it starts.
Do you have anything in your house that prevents the spread of fires?

An illustration of a young boy with brown skin and spiky black hair, dressed as a superhero in a purple suit with a red cape. He is holding a red fire extinguisher and pointing it towards a kitchen scene. The kitchen includes a green refrigerator labeled 'Fridge', a wooden cabinet with glass doors containing jars, and a white smoke detector hanging from the ceiling. A speech bubble from the boy contains text about fire safety. Below the illustration, a pink-bordered box contains a question about preventing kitchen fires.

Smoke detectors alert you when there is smoke. This gives you time to put out a fire before it grows. A fire extinguisher can put out a small fire. Sprinklers turn on automatically when there is a fire.

Many home fires start in the kitchen. How can you keep fires from starting or spreading in the kitchen?

Get to know Edmentum

Edmentum is committed to making it easier for educators to individualize learning for every student through digital curriculum, research-based assessments, and educational consulting.



Standards-Based Online Courses

Deliver curriculum; expand options; empower.



Individualized Learning

Realize every student journey.



Practice and Preparation

Deepen practice; reinforce learning.



Classroom Assessment

Turn data into action.



Intervention for Success

Differentiate instruction and target student needs.

A powerful suite of solutions designed to save you time and engage students



Study Island

K-12 practice and formative assessment



Courseware

6-12 courses and curriculum



Exact Path

K-12 assessment-driven, individualized learning paths



Assessments

7-12 fixed-form assessments



EdOptions Academy

K-12 courses paired with instructional services



Reading Eggs

Pre-K-6 foundational literacy and comprehension

Used by schools in over **80 countries** worldwide.

Contact us today for more information.

www.edmentum.com - 800.447.5286

edmentum.com
800.447.5286
info@edmentum.com

5600 W 83rd Street
Suite 300, 8200 Tower
Bloomington, MN 55437

edmentum[™]