

Between Grades 1 and 2

Reading
eggs

SUMMIEER

Week 1

Reading Catch-up

Get Ready for
fun in Grade 2



www.readingeggs.com

Get Ready for Grade 2

Week 1

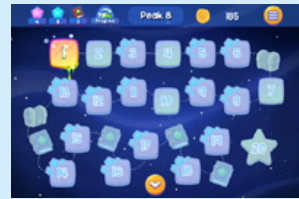
Reading skills focus

- Hear and identify the sounds **sh, ch, th, ng**, and match each sound to its letters.
- Practice breaking a word into its sounds, then blend the sounds to read the word.
- Understand that sometimes 2 letters can make one sound called a digraph.
- Read and write the word **them**.

Online

Fast Phonics Peak 8

- Letters and sounds focus: **sh, ch, th, ng**
- Learn about digraphs.
- Split a word into its sounds for spelling.
- Read high frequency and tricky words – **look, than, then, that, them, you, we**
- Fast recall of the words: **cash, chin, fish, for, he, her, his, king, long, me, moth, my, ring, shell, shop, sing, that, them, thick, this, we, wing, with**
- Read 4 books and answer questions to build comprehension.



Worksheets


Day 1: Letters **sh**; Letters **ch**

Day 2: Beginning sounds; Letters **th**

Day 3: Letters **ng**; Beginning and end sounds




Day 4: Word **them**; Syllables

Day 5: Making words; Making CVC and CVCC words



Bonus pages

- Write the words
- Captions
- Alien space race
- Reading record *Fish for Kit*



Additional Reading Eggspress library books

1 Go to Library

2 Search for titles



- *Going Fishing*
- *The Long Red Coat*
- *You Cannot Run, Yasin!*
- *Diggers*

sh



shell

ch



chicken

th



thumb

ng








ring

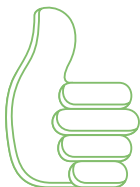




Week 1

Incentive chart for:



Color each one when you have completed each day's work.

Week 1	Monday	Tuesday	Wednesday	Thursday	Friday
Online Lesson	Peak 8	Peak 8	Peak 8	Peak 8	End of Peak 8 Quiz

Worksheets					
------------	--	--	---	--	--

Day Done!					
-----------	---	---	---	---	---

Notes/thoughts/ideas




FAST PHONICS

1 Trace and write.



2 Circle every Sh and sh.



sh

Sh

he

sh

on

Sh

m

sh

as

is


Sh

ha

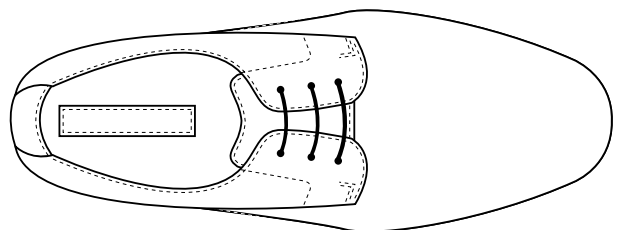
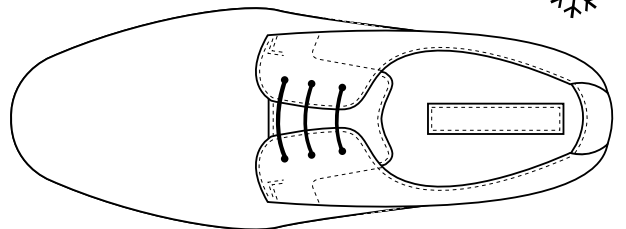
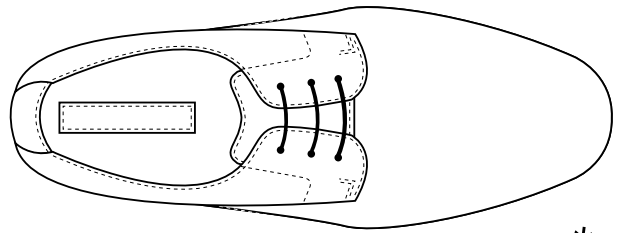
3 Match pictures that begin with sh.





sh



4 Write sh on each shoe.





FAST PHONICS

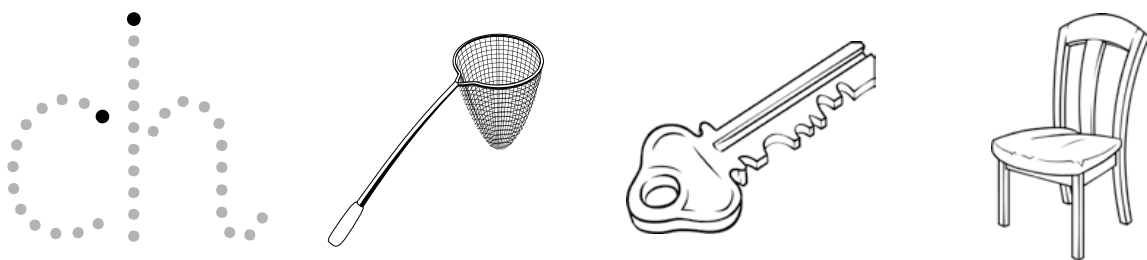
1 Trace and write.




2 Circle every Ch and ch.


he ch ca ch ha ch
Ch sc ch ck sh Sh

3 Color the picture in each row that begins with ch.



4 Write ch on every cherry.





Beginning sounds

FAST PHONICS


1 Match each picture to its beginning sound.







sh



ch



2 Color the end sound.



sh ch

sh ch

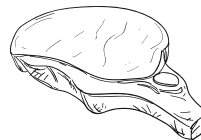
sh ch

sh ch

3 Unjumble the letters. Write each word.



e sh d





p o ch



n i ch



ll sh e



FAST PHONICS

1 Trace and write.

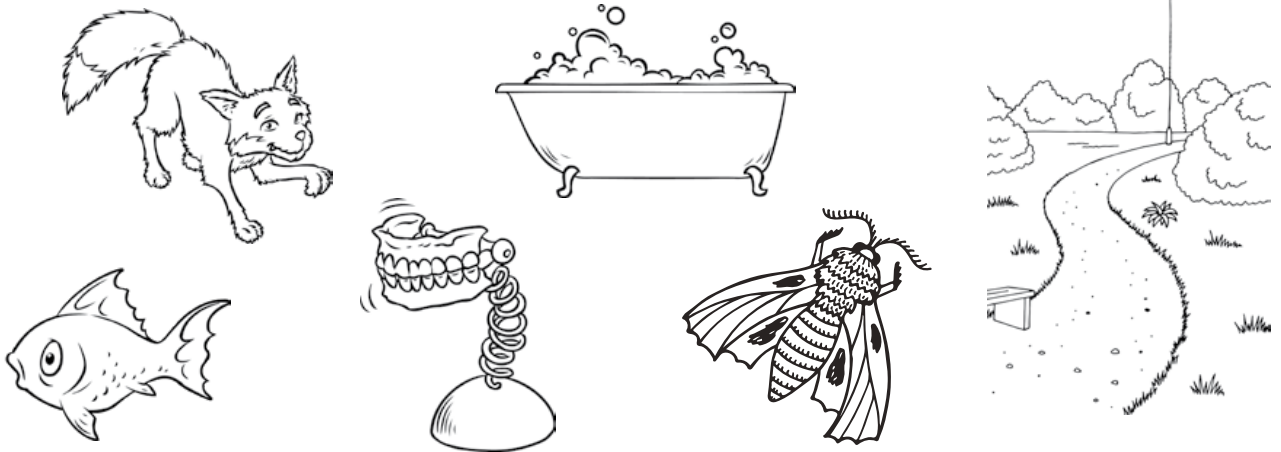


2 Circle every th.

sh th ch th it sh
th at th ck ch th



3 Color the things that end in th.



4 Write th on each cloth.







Letters
ng

**FAST
PHONICS**

1 Trace and write.





2 Circle every ng.



ch

no

ng

ck

ng

ug

ag

ng

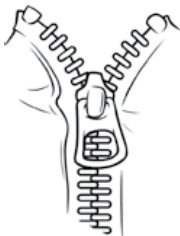
sh

ng

on

go

3 Match pictures that end with ng.





ng





4 Write ng on the icing.





FAST PHONICS

1 Color the end sound.



ch sh

ch sh

ch sh

ch sh

th ng

th ng

th ng

th ng

2 Write the missing end sound.



ri _____



di _____



mo _____



wi _____

3 Circle the word that has the sound.

ng

ran

sing

bug

th

rat

ten


then

ch

hat

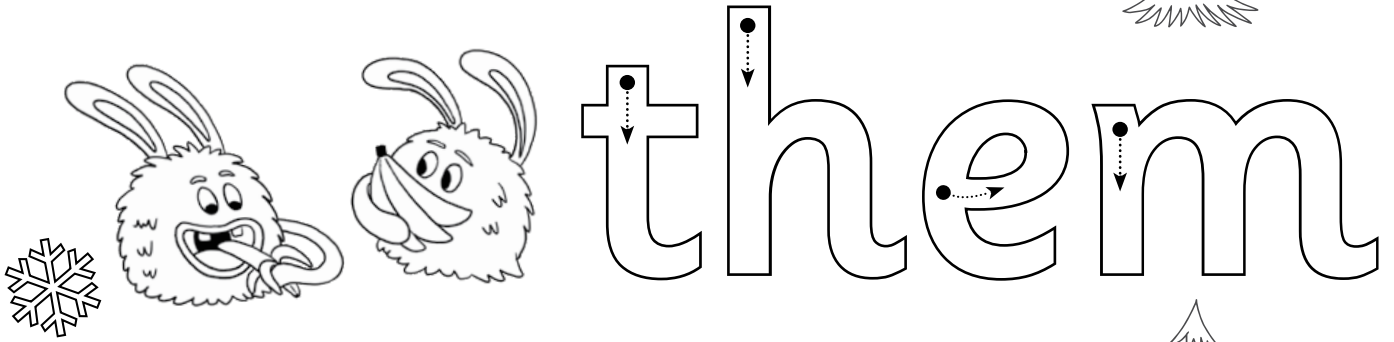
chat

cap

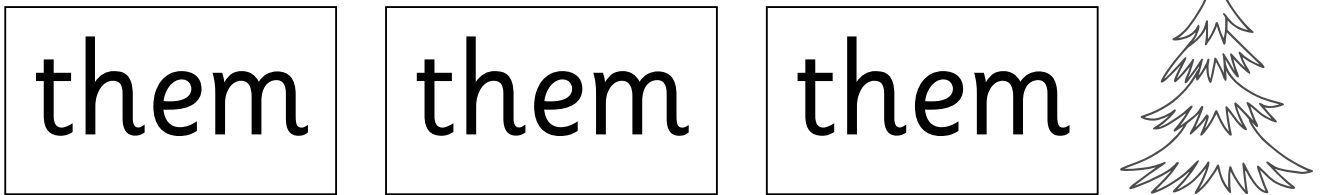


**FAST
PHONICS**

1 Make a rainbow  word.



2 Read them 3 times.




3 Find them.

them	met	them	him	the
yet	them	he	them	me
them	man	let	men	them

4 Write.





**FAST
PHONICS**



- 1 Read the word. 2 Color how many syllables.
- 3 Draw the picture.


shell



1

2

chicken



1

2

lemon



1

2

moth



1

2

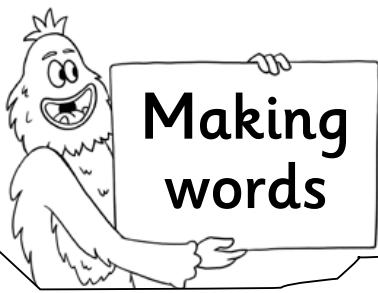
picnic



1

2





Making words



1 Say the word. Color its beginning, middle, and end sound. Write the word.



s r a i sh ng



sh th u i p g



m n a o ch th

2 Complete each word. Join to a picture. ng ch th sh


_____ ell

_____ icken

ki _____

too _____





1 Make CVC and CVCC words using these letters.
Circle the real words.

consonants

vowels

ch sh th ng n r p m

a e i o u

--	--	--

--	--	--



--	--	--

--	--	--

--	--	--

--	--	--

--	--	--

--	--	--



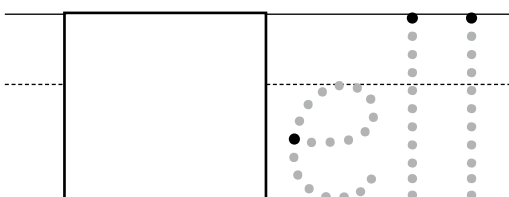
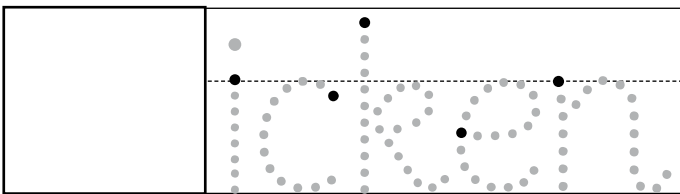
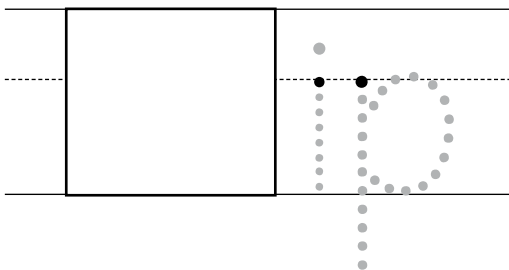
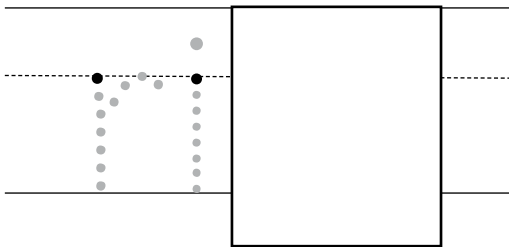
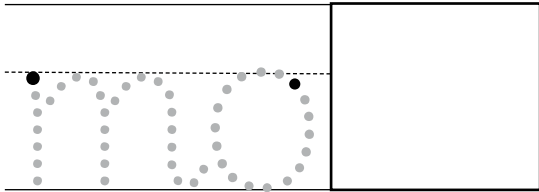
Write the words

FAST PHONICS

1 Write the missing letters.

2 Join to a picture.

sh ch th ng





Captions



FAST PHONICS




1 Trace. Copy.



swirl big wings

2 Trace. Copy. Draw a picture.



children's snow sled





**FAST
PHONICS**

Alien space race

You will need: a pencil, a timer, and a partner.

How to play

- 1 How many words can you read out loud in 1 minute?
Get your partner to time you.
- 2 Start from the alien. Finish at Furball.
- 3 Cross out each word you can read. ~~and~~

START

them

into

look

I

with

to

and

you

that

no

the

then

go

we

my

FINISH

I read _____ words.

WEEK 1 • BONUS READING RECORD



Book
**Fish for
Kit**



**FAST
PHONICS**

Name _____

Age _____


Page	Text	Errors	Self-correction Meaning/structure/visual clues
2	Peg is in a rush to get to the shop.		
3	She has to get a fish for her cat, Kit.		
4	Has she got cash?		
5	Yes. Peg has cash in her pocket.		
6	Has she got a bag? Yes. She picks it up.		
7	Jacket on. Off to the fish shop.		
8	Peg runs. She cannot chat. Rush, rush!		
9	Peg gets to the shop. She sees it is shut. No fish for Kit.		
		Results	

❄️ Additional comments/observations

Signed _____ Date _____



GREAT WORK



**Week 1 is
done!**



www.readingeggs.com