

What does instruction look like in Exact Path?

Exploring the Learning Path Experience

Your students' abilities shouldn't be blended together into a middle-of-the-road instructional approach. Exact Path works to understand specific skill readiness within each subject domain and only provide instruction within their zone of proximal development.


Before instruction, take the Exact Path adaptive diagnostic assessment.

Or, use your data from one of our assessment partners—NWEA or Renaissance.

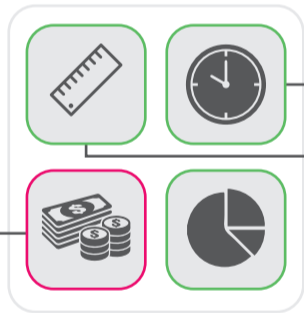


Begin the first four skills students are ready to learn.

Skills include a lesson, practice, and quiz.



Progress Check



Did you know?
This Progress Check assessment adapts the learning path, so students get just what they need.

Automatic Remediation


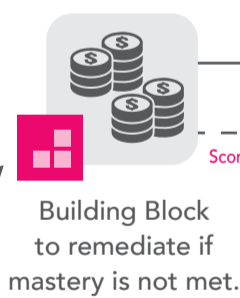


Retaking original skill with alternate lesson

Or

Scored < 80%

Scored ≥ 80%

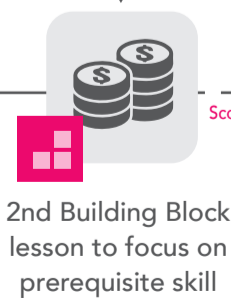


No further prerequisite skills exist, retaking skill with alternate lesson (if available)

Mastered skill, advance to prior Building Block

Scored ≥ 80%

Scored < 80%



Retaking skill with alternate lesson (if available)

Skills Mastered!
Earn a trophy and advance learning with a new skill for every skill mastered.



Challenge Accepted!

Create student challenges to encourage skill mastery and time on task.



To ensure your students are always moving forward, no more than two attempts at skill mastery are allowed before a student can proceed. Teacher notifications and assignments support intervention along the way!