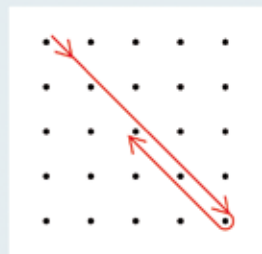


Unit 4: Artist at work

Kolams are patterns that are drawn on buildings, courtyards and prayer halls. They are not just for decoration, but have special meanings as well.

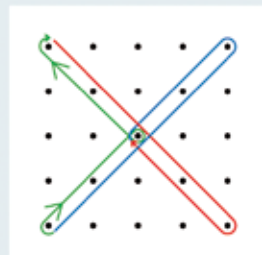
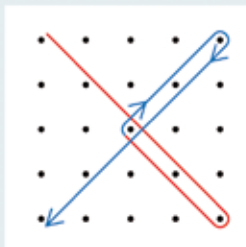
Draw your own kolam

Step 1 Draw a series of dots on your page. Draw the dots lined up in columns and rows. They must all be an equal distance apart.



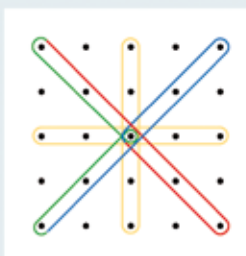
Step 2 Start at the top left corner and draw a line across the grid and around the dot in the opposite corner. Continue the line to the middle dot.

Step 3 Go around the middle dot and continue the line to the top right-hand corner. Go around this dot and continue across the grid to the opposite corner dot.



Step 4 Go around this dot and come back to the middle. Go around the middle dot and back to where you started. There you have a very simple flower.

Step 5 Once you are happy with your geometric pattern, you can add more detail, more petals, and color.



1



Make a Noh Mask

The mask sets the mood of your character. Will you be happy, sad or surprised?

You will need:


- a sheet of thin cardboard
- colored pencils, crayons or paint
- scissors
- stapler
- elastic



What to do:

- 1 Draw a face for your character.
- 2 Color it.
- 3 Cut out the mask and holes for the eyes and mouth.
- 4 Staple the elastic on both sides of the mask.

What does it feel like to act with your mask on?





In the texts

1 A procedure tells you how to do something.

Mark any title that could be a procedure.

- | | |
|---|---|
| a <input type="checkbox"/> The Best Team in the World | f <input type="checkbox"/> Painting Your Bicycle |
| b <input type="checkbox"/> The Three Cheeky Goats | g <input type="checkbox"/> My Best Holiday Ever |
| c <input type="checkbox"/> How to Make Toast | h <input type="checkbox"/> Snow White Catches Cold |
| d <input type="checkbox"/> Build a Kite in 20 Minutes! | i <input type="checkbox"/> Bega Bulldogs Defeat Wombeyan Wombats |
| e <input type="checkbox"/> Animals from Antarctica | j <input type="checkbox"/> Using Your New Dishwasher |

2 Read the procedures on pages 32 and 33.

a Answer yes or no for each text.

Does the text have ...?	Draw your own kolam	Make a Noh Mask
a title		
a purpose, goal		
or aim		
a list of things		
you need		
a series of steps		
steps written as		
commands		
pictures or diagrams		


b Write the first word of each step.

c Are most of these words nouns, verbs or adjectives?



Read and learn

1 Follow the procedure on page 32 to draw your own kolam. The first step has already been done for you.



2 Write the materials and tools you needed to draw the kolam.

3 Was it easy to follow this procedure? ☐ yes ☐ no

Do you have any suggestions for making it easier to follow?

4 Read the procedure on page 33 and complete the table.

	thin card- board	tape tape	pencils, crayons, paint	scissors	stapler	varnish	elastic
a Mark what you need to make a Noh mask.							
b Mark the materials.							
c Mark the tools.							

5 What do you notice about the order of the materials listed on page 33?



6 Complete the steps with words from the word bank.

Word bank

mouth

face

elastic

mask

eyes

a Draw a _____ for your character.

b Color it.

c Cut out the _____ and holes for the _____ and

d Staple the _____ on both sides of the mask.

7 What type of words are in the word bank? Circle your answer.

a nouns

b verbs

c adjectives

8 Number these steps in the correct order.

How to Make Your Own Paint

1 Put a small amount of paint powder in a bowl.

☐ Screw a lid onto the jar.

☐ Stir the mixture well with a spoon. Make sure there are no lumps.

☐ Add some water to the paint powder.

☐ Pour the mixture into a clean jar.

6 Wash the bowl and spoon in water.

Your turn

I What are the numbered materials and tools on pages 32 and 33?

1 _____

2 _____

3 clear varnish

4 _____

5 _____





A procedure tells how to do something. It has a goal, materials and steps. It has:

- a goal or aim
- a list of materials and equipment needed
- a series of ordered steps, often numbered
- steps that tell how, when and where
- steps written as commands
- time words
- pictures and diagrams.

2 List some things you could make with these materials and tools.

3 Choose one of your ideas and write a procedure that tells how to make it.

Give your procedure a title and an aim. In no more than five steps, explain how to use *all* the materials and tools.

Title: _____

Aim: _____

What you need:

What you do:

Remember

Each step is a command.
Each step starts with a capital letter.
Each step ends with a period.



Verbs

Verbs are doing, thinking, feeling or saying words. They have tense, which means they let you know if something happens in the past, present or future.

For example: *I ainted my mask.* **Past tense: the painting happened in the past.**

I am painting my mask. **Present tense: the painting is happening now.**

I will paint my mask. **Future tense: the painting will happen in the future.**

1 Write a list of things you can do, eg *play, run, climb, draw*.

2 Pick one verb from question 1. Use the verb to complete these sentences.

a Yesterday, I was _____. (past tense)

b Today, I am _____. (present tense)


c Tomorrow, I will _____. (future tense)

3 Underline the verbs in these sentences. They are all action verbs.

I made a mask. I drew a face and colored it in. Then I cut it out.

4 What tense are the verbs in question 3?

5 Circle all the action verbs on pages 32 and 33.



6 Complete the table.

past tense	present tense	future tense
I <u>made</u> a mask	I <u>am making</u> a mask.	I <u>will make</u> a mask.
I colored it in.		
I cut it out.		

7 List some saying, feeling and thinking verbs.

Saying verbs	Feeling verbs	Thinking verbs
yell, whisper	hurt, love	wonder, believe

8 A verb group is a group of words built around a verb, eg *Kim will be making a mask*. Underline the verb groups in these sentences.

- a** The class has been painting quietly all morning.
- b** She wanted to complete the mask.
- c** Who has been stirring the paint?
- d** Amanda is going to finish the job.

9 A verb group has a main verb and one or more helping verbs, eg *will* and *be* are helping verbs in the sentence *Kim will be making a mask*.

Common helping verbs

does did be am is are could should might must


Underline the helping verbs in these sentences.

- a** A mask should not be painted quickly.
- b** Amanda is doing a great job!
- c** The class has been working hard.
- d** We will be leaving at 5 o'clock.

My stuff

Interesting things I've read, seen or done lately.

Unit 3: The Journey



Best part


Hardest part

Most interesting

1 2 3 4 5 6 7 8 9 10

cool
games
plays

Unit 4: Artist at work



Best part

Hardest part

Most interesting

1 2 3 4 5 6 7 8 9 10

GREAT WEBSITES

Books read

Diary

MUST SEE
CHARACTERS!

drawings

poetry

Cut and stick
pictures from
magazines or
newspapers.

photos

Assessment: Units 3 and 4

Print your name here:

(First name)

(Last name)


This is a test to see how well you understand what you have read, and to see what you know about using language, spelling and punctuation. It is also a writing test.

Instructions

Read each question carefully. Some questions will ask you to read a text from another page in this book before answering.

Use a pencil. **DO NOT** use a pen. If you make a mistake, erase it and try again.

There are three different ways to show your answer:

- Shade the bubble next to the correct answer. 
- Write a word in a box. answer
- Write a number in a box. 1

Start of test

Read the texts on pages 24 and 25, and answer questions 1 to 6.

1 The main topic of all the texts is

- ☐ migrating to a new country.
- ☐ Nonna and Nonno's journey.
- ☐ ships.

2 Nonna and Nonno came to Australia because they

- ☐ wanted to start a new life.
- ☐ had friends here.
- ☐ had a grandchild here.

3 A voyage is a

- ☐ long trip by water.
- ☐ plane trip.
- ☐ short holiday.

4 On the ship, Nonna and Nonno

- ☐ made many friends.
- ☐ were lonely.
- ☐ made two friends.

5 King Neptune was

- ☐ a real king.
- ☐ an ancient god.
- ☐ King of Tuna-ville.

6 On the way, the ship crossed

- ☐ the Arctic Circle.
- ☐ the Equator.
- ☐ Ecuador.

7 A personal recount tells

- ☐ how to do something.
- ☐ what happened, where and when.
- ☐ what something looks like.

Read the texts on pages 32 and 33, and answer questions 8 to 13.

8 These texts are

- ☐ narratives.
- ☐ recounts.
- ☐ procedures.

9 A procedure tells you

- ☐ a story.
- ☐ how to do something.
- ☐ why something happens.

10 What does a procedure not contain?

- ☐ goal or aim
- ☐ list of materials and equipment
- ☐ list of characters
- ☐ steps to follow

11 The first word of each step in a procedure is usually a

- ☐ noun.
- ☐ adjective.
- ☐ verb.

12 To draw a kolam you need

- ☐ paper and pencils.
- ☐ pencils and rubber bands.
- ☐ scissors, pencils and clay.

13 Another way of writing the heading *You will need* is

- ☐ *What you do*
- ☐ *Materials and tools*
- ☐ *How to make a Noh Mask*

14 An adjective

- ☐ is the name of a person, place or thing.
- ☐ describes a verb.
- ☐ describes a person, place or thing.

15 Which word is not an adjective?

- ☐ blue
- ☐ happy
- ☐ quickly

The spelling mistakes in these sentences have been circled. Write the correct spelling for each circled word in the box.

16 My grandparents luvved their trip.

17 It meen a new life.

18 Maria ate a roar egg.

19 Dad coated the fish in flower before he cooked it.

20 Wot does it feel like to act?

21 You will need sissors.

Assessment: Units 3 and 4

22 The words *draw, color, cut, start* and *add* are all

- ☐ nouns.
- ☐ verbs.
- ☐ adjectives.

23 Choose the correct spelling.

- ☐ stapleing
- ☐ stapling
- ☐ stapelling

24 Which word tells you the tense of the sentence?

☐ ☐ ☐ ☐

↓ ↓ ↓ ↓ ↓

She was cutting out her mask.

25 What is the adjective in the following sentence?

She mixed red paint with water and sand.

- ☐ mixed
- ☐ sand
- ☐ She
- ☐ red

26 What is the verb in the following sentence?

I thought about it carefully.

- ☐ carefully
- ☐ I
- ☐ thought
- ☐ it

27 What is the tense of the following sentence?

Nonno and Nonna love their new life.

- ☐ present
- ☐ future
- ☐ past

28 Write a procedure to tell someone how to clean their teeth.

Title:

What you do:

- Give clear instructions.
- Number your steps.
- Draw diagrams for each step.

Goal:

What you need: