

Unit 8: Pancake Tuesday



Pancake Recipe

Dry and wet ingredients are mixed together to make pancake batter.


The liquid batter becomes a breadlike pancake after it is cooked. Some people enjoy eating pancakes with maple syrup or fruit.

How to make 12 small pancakes

You will need:

- 1 egg
- 1 cup of milk
- $1\frac{1}{2}$ cups of flour
- 3 tablespoons of sugar
- a pinch of salt
- butter or oil
- a non-stick frying pan, two bowls and a whisk

1 In a small bowl, beat the egg with a whisk and add the milk. Place the flour, sugar and salt in a large bowl.



2 Slowly pour the milk mixture into the flour. Keep stirring all the time until you have a smooth batter.



3 Heat a teaspoon of butter or oil in the frying pan. Add 1 large spoonful of batter to the pan.



4 Cook over medium heat until the bubbles pop. Flip the pancake over and cook on the other side until golden brown.



This week in your canteen!

DRINKS

Milk	\$1.00
(choc, straw, banana)	
Juice	\$1.20
(apple, orange or mango)	

FRUIT

Apple	20c
Banana	30c
Mandarin	30c
Packet of dried apricots	40c

SANDWICHES

Bread/Roll & Butter	50c
Cheese	\$1.80
Chicken	\$2.50
Ham	\$2.50
Jam	\$1.20
Tomato	\$1.20
Vegemite	\$1.50
Salad	\$2.40
Ham and salad	\$3.50
Chicken and salad	\$3.50

Salad contains: lettuce, carrot, cheese, tomato and beetroot.

Add 10c for a roll.

Add 10c for a toasted sandwich.

HOT FOOD

Pancakes ONLY ON TUESDAYS
40c each or 3 for \$1.00

Fish Bites	30c each
Pizza Pocket	\$1.60
Chicken burger with salad	\$3.30





In the texts

1 Read the text on page 76.

- a** What is the title? _____
- b** Answer *yes* or *no*. Does the text have:
- a list of ingredients and tools? _____
 - numbered steps? _____
 - steps that tell how, when and where? _____
 - pictures to match each step? _____
- c** What is the text type? _____
- d** What do you learn by reading this text?

2 Read the text on page 77.

- a** What is the title? _____
- b** Is this text a letter, a list or a poem? Circle one.
- c** What do you learn by reading this text?

- d** Where might you find a text like this?

3 Label the following on pages 76 and 77.

money sandwich lunch bag pen

4 Write captions for these photographs.

boy on page 76: _____

boy on page 77: _____





Read and learn

1 Read *Pancake Recipe* and fill in the missing words.

a Dry and _____ ingredients are _____ together

_____ make _____ batter.

b The dry ingredients you need are flour, _____ and _____.

c The wet ingredients you need are egg, _____ and _____.

2 Draw and label the three tools you need to make pancakes.

3 Write the numbers 1 to 7 in the boxes to show the order of steps.

Cook until the bubbles pop.

Heat oil or butter in the frying pan.


Stir.

Beat the egg and milk.

Pour the milk mixture into the dry ingredients.

Flip the pancake and cook the other side.

Add the batter to the pan.

4 In your own words, tell a classmate how to make pancakes.  Done





5 Read *This week in your canteen!* Write how much each item costs.

apple juice	\$1.20	d banana milk	
a mandarin		e Vegemite roll	
b ham sandwich		f toasted cheese sandwich	
c chicken burger with salad		g three pancakes	

6 What types of juice can you buy?

7 What food is in a salad? l t t ce, c rr t, ch se,
t m to, eet oo .

8 What is in the salad that is not a vegetable?

9 Can you buy pancakes on Friday?

10 Complete this lunch order.

I would like:

one apple juice _____

one chicken sandwich _____

one banana _____

Total: \$ _____

Name: Samson Ryan

Class: Year 2, Wombat Room

Write the price of each item and the total price for Samson's lunch. Also, it is kind to write "Thank you" on your lunch order bag.



A procedure tells how to do something. It has:

- a goal or aim
- a list of materials and equipment needed
- steps in order
- steps that tell how, when and where
- steps written as commands
- time words
- pictures and diagrams.



Your turn

Write a procedure that shows how to order lunch from the canteen.

Title:

Give your procedure a title that uses the word *How*.

What you need:

Write the materials you need to order lunch. Hint: they are on pages 76 and 77.

What you do:

Write what you do in the order you do it. Number each step.



Sentences

A sentence can be a question. **Do you like pancakes?**

A sentence can be a command. **Eat those pancakes now!**

A sentence can be a statement. **Pancakes are yummy.**

A sentence can be an exclamation. **The pancakes are burning!**

1 Circle **Q**, **C**, **S** or **E** to show the type of sentence.

Q = Question **C** = Command **S** = Statement **E** = Exclamation

a We ate all the pancakes. **Q** **C** **S** **E**

b Are the pancakes ready yet? **Q** **C** **S** **E**

c Quick, flip the pancake! **Q** **C** **S** **E**

d Ouch, that pancake is hot! **Q** **C** **S** **E**

2 Write your own sentences about pancakes.

question **a** _____

command **b** _____

statement **c** _____

exclamation **d** _____

3 A sentence begins with a capital letter.

a Check that each of your sentences in question 2 starts with a capital letter. ☆ Done

b Read the steps for making pancakes on page 76.

Circle the capital letter at the start of each sentence. ☆ Done

4 A sentence ends with a full stop, a question mark or an exclamation mark.

Draw a line to match each punctuation mark with its name.

full stop ?

exclamation mark .

question mark !

5 Add punctuation marks to the ends of these sentences.

a I am making pancakes _____

b Watch out, the batter's spilling _____

c Would you like maple syrup too _____

d She ate 25 pancakes _____

e It's fun to make pancakes _____

6 A sentence needs to make sense on its own.

Answer *yes* or *no*.

	Does it make sense?	Is it a sentence?
a We made pancakes at school.		
b I love pancakes!		
c On Tuesday		
d those pancakes are		
e Add a pinch of salt.		
f Can you flip a pancake?		
g will the pancake?		
h She burnt the pancakes.		
i It's hot because		

My stuff

Interesting things I've read, seen or done lately.

Books read

poetry
cool games
photos

UNIT 7: DRY AND WET AND DRY AGAIN

Unit 8: Pancake Tuesday




The best part was

The hardest part was

The easiest part was

Most interesting fact




The best part was

The hardest part was

The easiest part was

Most interesting fact




19
drawings **DIARY**
plays



Cut and stick
pictures from
magazines or
newspapers.

GREAT WEBSITES



Assessment: Units 7 and 8

Print your name here:

(First name)

(Family name)


This is a test to see how well you understand what you have read, and to see what you know about using language, spelling and punctuation. It is also a writing test.

Instructions

Read each question carefully. Some questions will ask you to read a text from another page in this book before answering.

Use a pencil. **DO NOT** use a pen. If you make a mistake, rub it out and try again.

There are three different ways to show your answer:

- Shade the bubble next to the correct answer. 
- Write a word in a box.
- Write a number in a box.

Start of test

Read *Seasons in Kakadu National Park, Australia* on page 69, and answer questions 1 to 4.

1 The season that comes after **Banggerreng** is

- Yegge.
- Gudjewd.
- Gunumeleng.

2 The magpie geese get fat in

- Yegge.
- Wurrngeng.
- Gunumeleng.

3 A good time for hunting snakes is

- Gurrung.
- Wurrngeng.
- Gunumeleng.

4 The Kakadu region is

- always dry.
- the dry season.
- part of the Northern Territory.

5 How many syllables are in the word *magpie*?

- two
- three
- four

6 How many syllables are in the word *waterlily*?

- two
- three
- four

7 How many syllables are in the word *Kakadu*?

- two
- three
- four

Read questions 8 to 10, and write the conjunction from each sentence in the box.

8 *There was lots of rain and it flooded.*

9 *It rained so the grasshoppers came out.*

10 *There is a dry season, then there is a wet season.*

Read questions 11 to 14, and choose the type of each sentence.

11 *She made pancakes.*

- question
- command
- statement

12 *Can I help you?*

- question
- statement
- exclamation

13 *Wash the dishes now!*

- question
- command
- exclamation

14 *Help, it's spilling!*

- command
- statement
- exclamation

Read questions 15 to 18, and choose the punctuation mark missing from each sentence.

15 *They ate the pancakes__*

- full stop (.)
- exclamation mark (!)
- comma (,)

16 *Why did you make pancakes__*

- question mark (?)
- full stop (.)
- comma (,)

17 *Yuck, I hate pancakes__*

- full stop (.)
- exclamation mark (!)
- comma (,)

18 *You need egg__ milk and flour to make pancakes.*

- full stop (.)
- exclamation mark (!)
- comma (,)

Assessment: Units 7 and 8

The spelling mistakes in these sentences have been circled. Write the correct spelling for each circled word in the box.

19 Slowly **por** the mixture into the flour.

20 Flip the pancake **ova**.

21 This is in **yor** canteen.

22 The pancake recipe on page 76 is a

- narrative.
- recount.
- procedure.

23 The pancake recipe tells you

- all about pancakes.
- how to make pancakes.
- who likes pancakes.

24 Which word completes this sentence?

The magpie geese are _____ fat.

- got
- get
- getting

25 Write a procedure that tells how to make a sandwich.

Tips

- Use dot points to list tools and ingredients.
- Write ingredients in the order they are needed.
- Write steps in the right order.
- Number each step.
- Draw a picture for each step on a separate piece of paper.

How to Make a Sandwich

What you need:

Ingredients

Tools

What you do:
