

Unit 9: Snow Rescue

**Emergency Team One,
Emergency Team One.**

*Avalanche in north of park. Climber is missing.
Scramble for rescue.*



Avalanche!

An avalanche is a mass of snow, rock or soil sliding down a mountain.

A snow avalanche occurs when a weak layer of snow slips. The layers of snow then slide down the mountain.

An avalanche can be triggered by a falling tree, a change in the weather, or by someone skiing or hiking. People also start small avalanches on purpose to avoid lots of snow building up.

Avalanches travel at great speeds. They can crash down onto people and towns. In 1970, an earthquake started an avalanche of snow and rock in Peru. It buried two towns and killed 18 000 people.



Saint Bernard dogs can smell people trapped under snow.

20

GO FACT!

THE FASTEST


The fastest avalanche recorded was on Mount St Helens, Washington USA. The mountain erupted and started a rock avalanche that reached 402 kilometres per hour.



21

How to Start a Snowmobile

- 1 Locate the red button on the top of the handlebars. This is called the “kill switch”. When you pull it up, the engine can run; when you push it down, the engine will stop.
- 2 Pull the kill switch up.
- 3 Turn the key to the On position.
- 4 Attach the red shut-off cord running from the key to your wrist. The engine will only run when it is attached.
- 5 Pull the start cord, located on the right side of the snowmobile. You may need to do this a few times.
- 6 If the engine starts, let it warm up slowly and go to step 8. If it does not start, go to step 7.
- 7 Locate the choke under the right side of the handlebars (it often has a circle with a diagonal line through it). Pull it out and repeat step 5 until the engine starts. Then push the choke back in.
- 8 You're ready to go — don't forget your helmet.



- maps
- helmets
- radios
- ropes
- karabiners
- walking poles
- medical kit
- evacuation sled
- rescue dog



In the texts

1 What is the purpose of a procedure?

2 Tick the most important thing in a procedure.

order of instructions

length of instructions

number of instructions

friendliness of instructions

3 Underline what a procedure usually contains.

a materials or tools needed

d information about the topic

b steps to complete

e characters

c dates and times

f warnings

4 *How to Start a Snowmobile* on page 91 is a procedure.

a Each step in the procedure starts with an a verb.

b Write five of these verbs.

5 A procedure usually has technical terms. Write the words from *How to Start a Snowmobile* that match the definitions.

a button that stops the engine


b long bar for steering

c cord for starting the engine

d device that changes the amount of air entering the engine

e red cord attached to your wrist

6 In a procedure, how do you know when to skip a step?

7 A procedure sometimes has extra information. This information is not needed to complete the procedure. Underline an example in *How to Start a Snowmobile*.  Done

8 What other procedures could be useful for rescuing someone in the mountains?

a How to

b How to

9 What text type is *Avalanche!* on page 90?

recount

narrative

information report

discussion

procedure

description



Read and learn

1 What is an avalanche?

2 Use dot points to list four causes of avalanches.

3 Where is Peru and what mountain range runs through it?

4 The fastest avalanche recorded reached 402 kilometres per hour.

a Name a town approximately 400 kilometres from your home.

b What would you have to travel in to get to that town in one hour?

5 Which verbs in *How to Start a Snowmobile* have these meanings?

a haul or tug

d prod

b find

e proceed

c allow

f fail to remember

6 Underline three different compound words on pages 90 and 91. ☆ Done


7 Circle the kill switch in the photograph on page 91. ☆ Done

8 Read step 5 in *How to Start a Snowmobile*.

a What sort of phrase is *on the right side*?

b Why do you think you might need to pull the start cord a few times?

c If the engine started after following step 5, but then spluttered and stopped, what step in the procedure would you do next? Explain your answer.





9 People often start avalanches on purpose by setting off small explosions.

How could an explosion start an avalanche?


10 What can a rescue dog do? How?

11 How did the Saint Bernard dog get its name?

12 Name three vehicles you could use to make snow rescues.

13 Why does the shut-off cord attach to the rider's wrist?

14 What do you think it would be like riding a snowmobile?

15 Number the items of equipment listed at the bottom of page 91. Then, number the matching items in the photographs on page 91.  Done

16 Write definitions for these words.

a karabiner:

b scramble:

17 If an avalanche has already happened, why would a rescuer need a helmet?

18 List everything you would include in a rescue medical kit. Remember: it is for someone injured in the snow.



Your turn

I Well done — you've found the injured climber!

Now, write a procedure to get him down the mountain to safety.

- a Decide who is with you on the rescue and who will do what.
- b Plan steps for the rescue.
- c Write the procedure.

Title:

A procedure tells how to do something. It has a goal, materials and steps. It has:

- a goal or aim
- a list of materials and equipment needed
- a series of ordered steps, often numbered
- steps that tell how, when and where
- steps written as commands
- time words
- pictures and diagrams.

Write a title and list the equipment you will need. You must use the radio, ropes, karabiners, medical kit and evacuation sled, but list other equipment if you need it.

Write steps in order. Start from when you first find the climber, and end with the rescue team leaving the mountainside.

Review what you have written. Are the instructions brief and clear? Are they in a logical order? Would another rescue team be able to use your procedure?




Prepositions

Prepositions relate one thing to another. They often show the position of something, in time or place, eg *over the mountain*, *after breakfast*.

1 Write a preposition to make a phrase.

on the hillside

- | | |
|----------|--------------|
| a | the forest |
| b | the footpath |
| c | midnight |
| d | heavy snow |
| e | many valleys |




2 Write a phrase starting with each preposition.

- a** on
- b** in
- c** until
- d** after
- e** during
- f** from
- g** within

3 Phrases in *How to Start a Snowmobile* on page 91 tell where to find things.

Write a phrase to answer each question.

- a** Where is the red button?
- b** Where is the shut-off cord running?
- c** Where is the start cord?
- d** Where is the choke?

4 Circle the prepositions in your answers to question 3.  Done

5 Write antonyms for these prepositions.

- | | |
|------------------|---------------|
| a after | e in |
| b on | f over |
| c like | g with |
| d beneath | h near |

6 A preposition can act as an adverb when there is no phrase with it, eg *My horse fell over*. *Over* is an adverb telling where the horse fell.

Circle the adverbs in these sentences.

- a Jem trudged on, keeping to the narrow trail.
- b Jack fell down and broke his crown, and Jill came tumbling after.
- c The rescuers were locked in!
- d Don't let the rescue dogs out!
- e He could pull himself up, but still couldn't get out.

7 Choose the correct prepositions from the word bank to complete the sentences.

Word bank out from up around in across inside In from
to After from to outside in

All day, snow had fallen _____ the grey sky and piled up
our holiday house _____ drifts. Nobody would venture _____
the slopes in such bad weather, so we remained _____.
the afternoon, the wind picked _____ and visibility dropped
zero. We stared _____ the windows. As night fell, the wind
the west eased. Great! We knew that the morning would bring bright sunshine, and we would
have to dig a path _____ the house _____ the car.
_____ that, we would have fun
the snow!

8 Write phrases beginning with prepositions to describe these actions.

