


A collection of decorative icons in various colors (light blue, light green, light orange, light purple) arranged in a circular pattern. The icons include a graduation cap, a location pin, a laptop with a document, and a line graph.

Kindergarten Worksheet Bundle:


Printable worksheets that include multiple subjects from a variety of our online solutions, including Study Island, EducationCity, and ReadingEggs






Math Activities

Count the number of bottles. Write the number in the box.

1  =

2  =

3  =

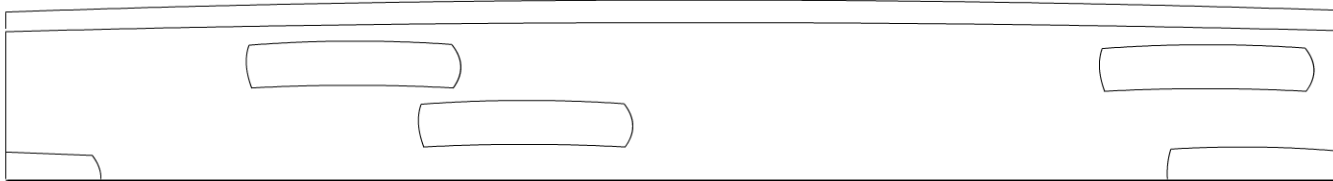
4  =

5  =

6  =



Draw 10 bottles on the wall.




Count the number of bottles. Write the number in the box.

1  =

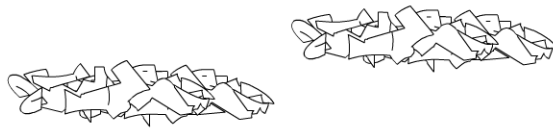
2  =

3  =


4  =

5  =

6  =



Draw 10 bottles on the wall.





Count the frogs and put an X over one frog.



Color the remaining frogs.




Write the answer on the blank line.

1



$$5 - 1 = \underline{\hspace{2cm}}$$

2




$$4 - 1 = \underline{\hspace{2cm}}$$

3



$$3 - 1 = \underline{\hspace{2cm}}$$

4




$$2 - 1 = \underline{\hspace{2cm}}$$

5



$$1 - 1 = \underline{\hspace{2cm}}$$





Count the frogs and put an X over one frog.




Color the remaining frogs.




Write the answer on the blank line.

1




$$5 - 1 = \underline{\quad 4 \quad}$$

2




$$4 - 1 = \underline{\quad 3 \quad}$$

3



$$3 - 1 = \underline{\quad 2 \quad}$$

4




$$2 - 1 = \underline{\quad 1 \quad}$$

5




$$1 - 1 = \underline{\quad 0 \quad}$$

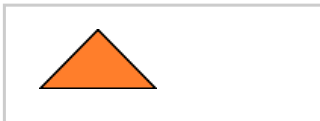


Study Island Kindergarten Geometry - Shapes

Question 1 .

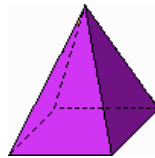


Click on the part of the drawing that looks like a rectangle.



Question 2 .

How many corners does the pyramid below have?




3

5

4

Question 3 .



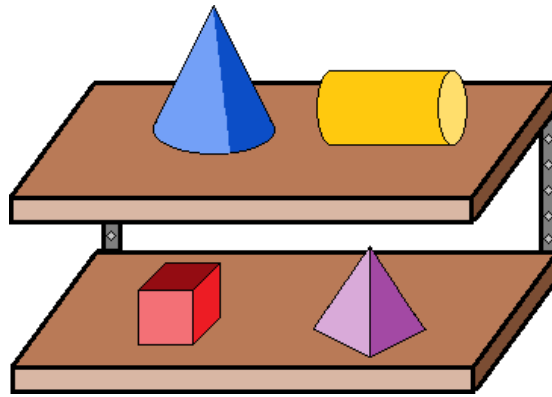
Which shape is behind the triangle?

square

circle

rectangle

Question 4 .



Which shape is beside the cylinder?

cube

cone

pyramid

Question 5 .



Which shape is below the rectangle?

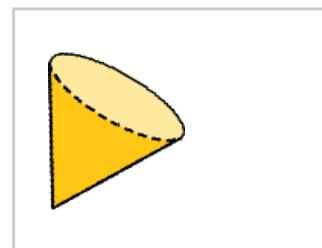
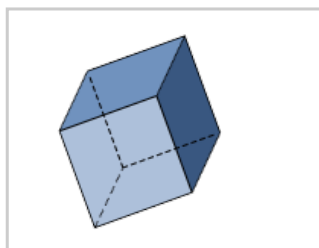
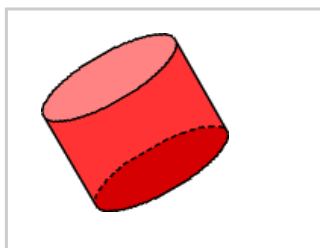
circle

triangle

square


Question 6 .

Which shape below is a cube?



Question 7 .

How many sides does a square have?






3

2

4

Question 8 .

Which shape below is a square?



Question 9 .


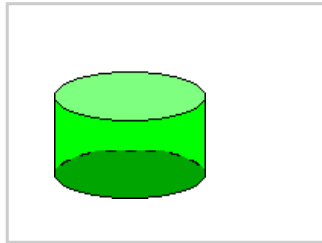



Click on the part of the picture that looks like a cube.



Question 10 .

Which of the shapes below is solid?



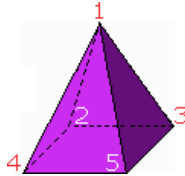
Explanations: Geometry - Shapes

1. A rectangle has 4 sides.

The door below has 4 sides. The door looks like a rectangle.



2. Start at the top of the pyramid and count the number of corners.



So, the pyramid shown has **5** corners.

3. Find the triangle in the picture. The pillow on the right looks like a triangle, because it has 3 sides.

The shape behind the triangle looks like a square, because it has 4 sides that are the same length.

So, the shape that is behind the triangle is a **square**.

4. Find the cylinder in the picture. The toy on top looks like a cylinder, because it has 2 round bases and a curved face.

The shape beside the cylinder looks like a cone, because it has 1 round base and a curved face that comes to a point.

So, the shape that is beside the cylinder is a **cone**.

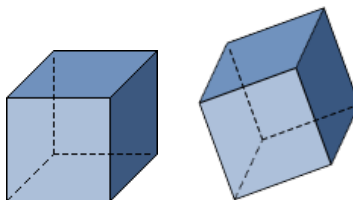
5. Find the rectangle in the picture. The door looks like a rectangle, because it has 4 sides.

The shape below the rectangle looks like a circle, because it is round.

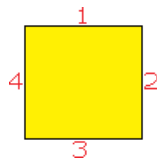
So, the shape below the rectangle is a **circle**.

6. A cube has 6 faces that are all squares. A cube can be turned and will look different, but it will still have 6 faces that are all squares.

The shapes below are cubes. Each shape has 6 faces that are squares.



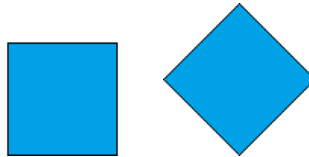
7. Start at the top of the square and count the number of sides.



So, a square has 4 sides.

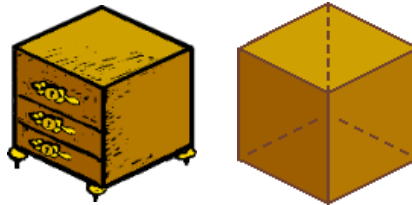
8. A square has 4 sides that are the same length. A square can be turned and will look different, but it will still have 4 sides that are the same length.

The shapes below are squares. Each shape has 4 sides that are the same length.



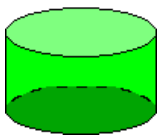
9. A cube has 6 faces that are all squares.

The table below has 6 faces that are all squares. The table below looks like a cube.



10. A solid shape is three-dimensional.

The shape below is solid.



Answers: Geometry - Shapes

1. C
2. B
3. A
4. B
5. A
6. B
7. C
8. B
9. C
10. B



Reading and Literacy

Capital & Lowercase Words

Look at the first letter. Circle the letter below it that matches it.

1. K

- A. T
- B. G
- C. k
- D. l

2. i

- A. f
- B. l
- C. L
- D. o

3. x

- A. X
- B. z
- C. b
- D. n

4. V

- A. J
- B. c
- C. Y
- D. v

5. W

- A. M
- B. w
- C. N
- D. z

6. Q

- A. g
- B. x
- C. q
- D. o

7. g

- A. S
- B. H
- C. O
- D. G

8. S

- A. Z
- B. s
- C. v
- D. z

9. z

- A. O
- B. Z
- C. S
- D. n

10. r

- A. F
- B. W
- C. L
- D. R

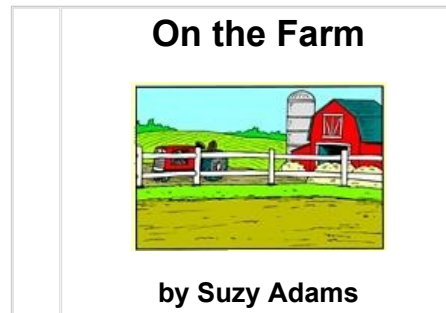
Answers

1. C
2. B
3. A
4. D
5. B
6. C
7. D
8. B
9. B
10. D





Study Island Kindergarten Reading - Parts of a Book

Question 1 .




Look at the cover of the book above. Then, click on the character that fits in the book.



Question 2 .

In which picture below does the arrow point to a book's pages?





Question 3 .

Click on the picture that tells what happened at the beginning of the story.

Today, was wet.

Then, it got cold.

The stars came out at night.




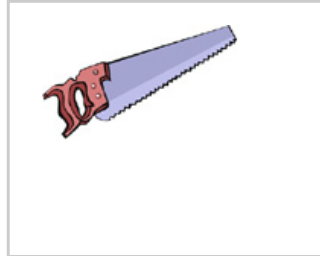
Question 4 .

Click on the picture of the item that is named **last** in the story below.

Dad got a saw.

Mom got a bell.

I got a book.



Question 5 .

Look at the story below. Click on the sentence that you should read **first** in the story.

I saw a bee.

It was on the lawn.

It sat on my foot.

It was on the lawn.

It sat on my foot.

I saw a bee.

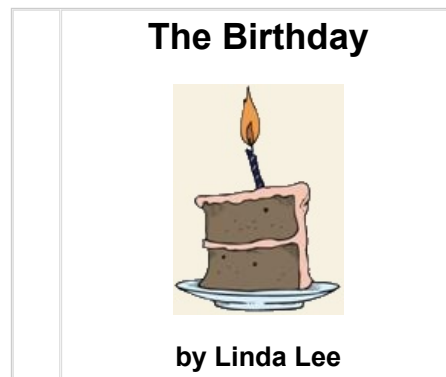
Question 6 .

Read the sentence below. Then, click on the animal that is named **first** in the sentence.

Jill has a frog and a fish.



Question 7 .



Look at the cover of the book above. Then, click on the box that shows the author of the book.

The Birthday



Linda Lee

Question 8 .



Which part of the book is placed at the top of this book cover?

the author

the title

Question 9 .



Click on the letter below that you read **last** when you read the word **GAME**.

G

E

A

Question 10 .



Look at the cover of the book above. Then, click on the page below that fits in the book.



Explanations: Reading - Parts of a Book

1. Read the title of the book. The title of the book is **On the Farm**. One box shows a picture of a walrus, which lives in the ocean. The other box shows a picture of a pig, which lives on a farm. The pig is the right answer.
2. The cover is the outside of a book. Inside the cover are a book's pages. The correct answer points to the pages in a book, not the cover on the outside of the book.
3. We read stories from left to right and top to bottom. The **first** thing that happened in the story is that it was **wet**. The right answer is the picture that shows that the day was **wet**.
4. We read stories from left to right and top to bottom. The question asks you to choose the **last** thing named in the story. The last thing named in the story is a **book**.
5. We read stories from left to right and top to bottom. The **first** sentence of a story is where you should begin reading. The first sentence in the story is, **I saw a bee**. This is where you should start reading this story.
6. We read sentences from left to right. The question asks you to choose the animal that is named **first** in the sentence. The sentence names the **frog** first.
7. The author of a book is the person who wrote it. **Linda Lee** is the author of this book.
8. A title is the name of a book. The author is the person who wrote the book. **The Funny Cat** is the title of the book. It is at the top of the book cover.
9. We read words from left to right. The question asks you to choose the **last** letter you read in the word **GAME**. The last letter is an **E**.
10. Look at the title and picture on the book. The title of the book is **Humpty Dumpty**. The page that best fits in that book is the page that tells the story of Humpty Dumpty.

Answers: Reading - Parts of a Book

1. B
2. A
3. B
4. A
5. C
6. B
7. C
8. B
9. B
10. C


a-z

Name _____


The alphabet

Lesson 42 • Worksheet 1

1 Complete the alphabet snakes.



2 Draw lines to match.



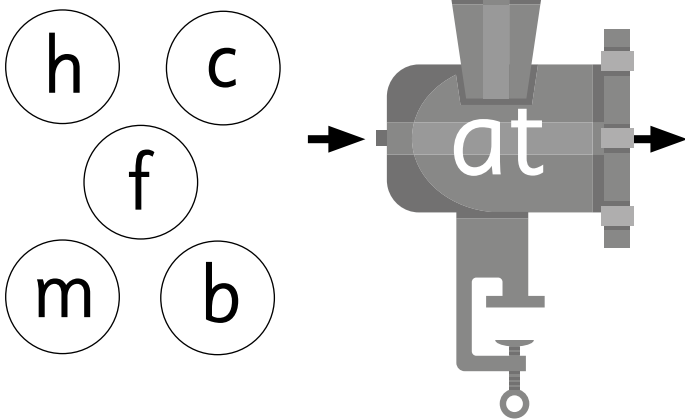
Name _____

a-z

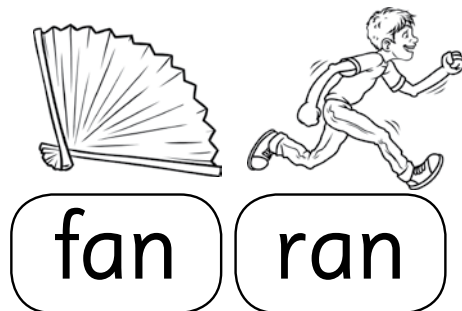

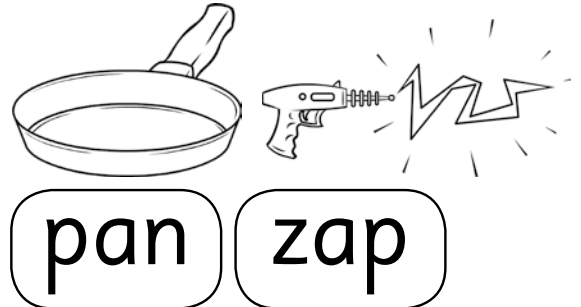
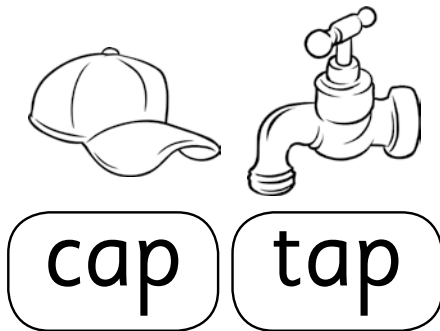
Lesson 42 • Worksheet 2

Word families

- 1 Join each letter to the **at** machine.
Write each word you make.



- 2 Color the pairs that rhyme.



- 3 Color the **ap** words.

map


can

gap


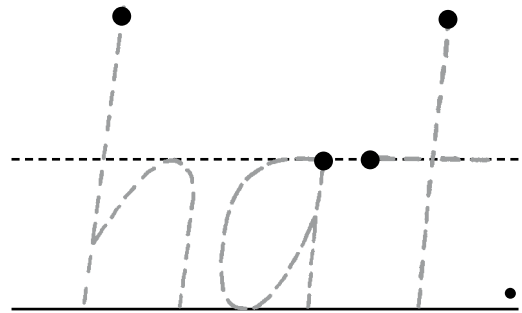
nap

tan

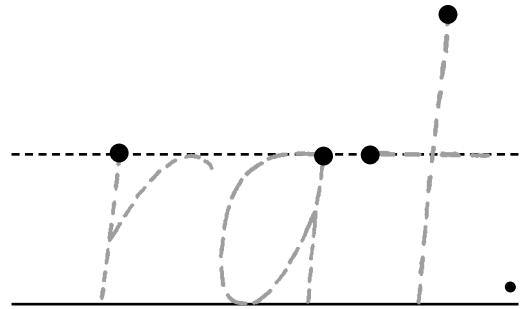
1 Complete each sentence. Draw a picture.



Sam has a



I can see a



2 Color the correct word. Cross out the wrong word.

The man had a ran nap .

She sat map in the van.



Check

1 Draw lines to match.

2 Color **at** words = red **an** words = blue.

cat	hat	man	fan
van	rat	pan	tan

3 Complete the sentences.

hat fat can

I _____ see Sam.

She has a _____ .

The rat is _____ .


Dd

Name _____


Phonemic awareness

Lesson 23 • Worksheet 1

1 Color the pictures that begin with **d**.



2 Match each letter to a picture.



3 Circle every **D**.

D	D	A	D	D
C	D	B	O	J

How many? _____

Circle every **d**.

d	c	d	d	c
d	a	e	b	d

How many? _____

Name _____

Dd

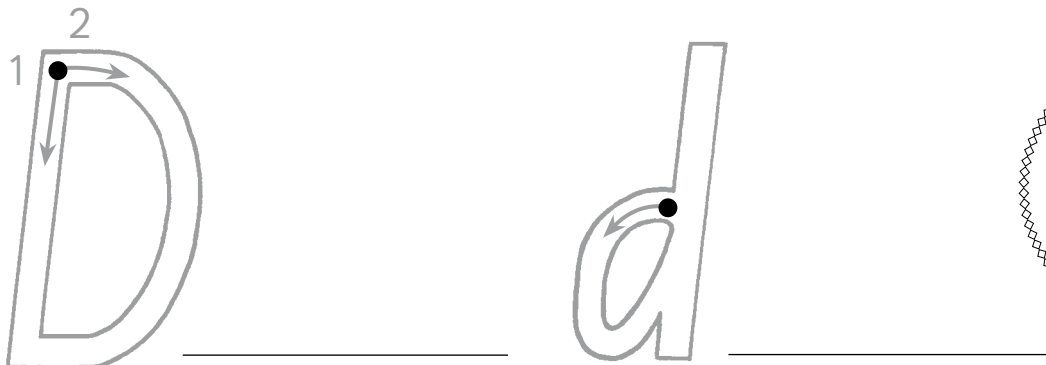
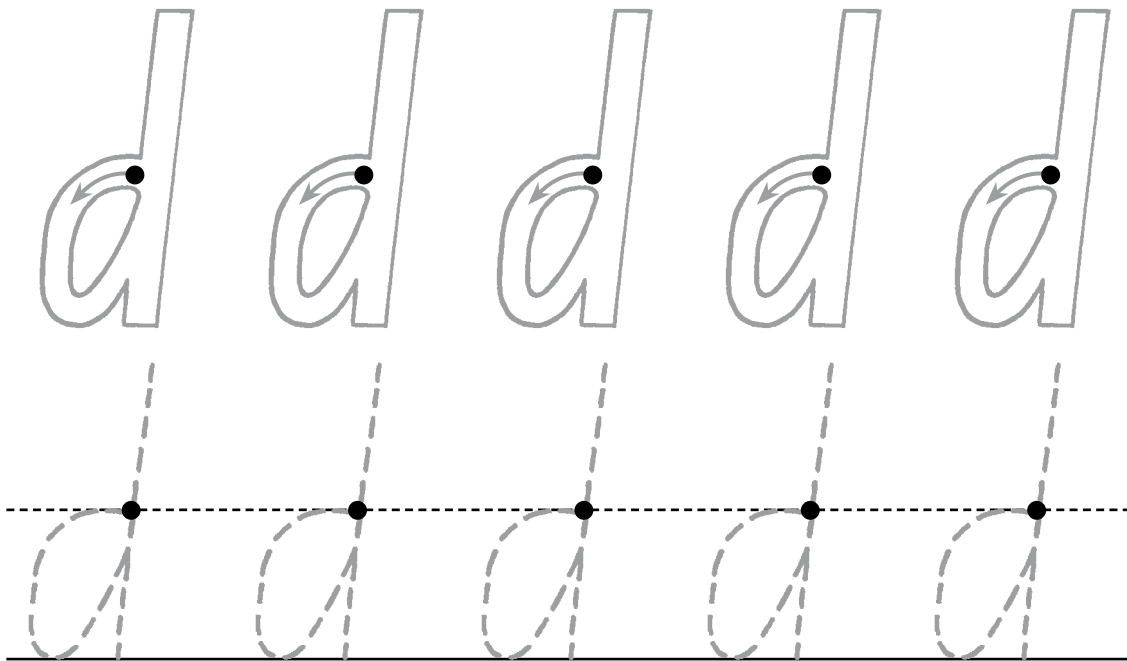
Lesson 23 • Worksheet 2

Handwriting

1 Trace the dinosaurs.



2 Trace and write.



Circle
your best
letter.

Dd

Name _____

Initial and end sounds

Lesson 23 • Worksheet 3


1 Add **d** and read the word.



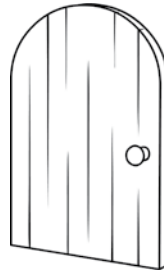
___ *d* ___ og



___ olphin



___ uck



___ oor



___ rum



___ inosaur



sa ___



see ___

2 Write words that end with **d**.

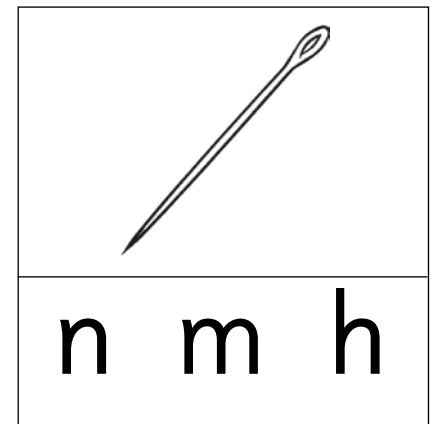


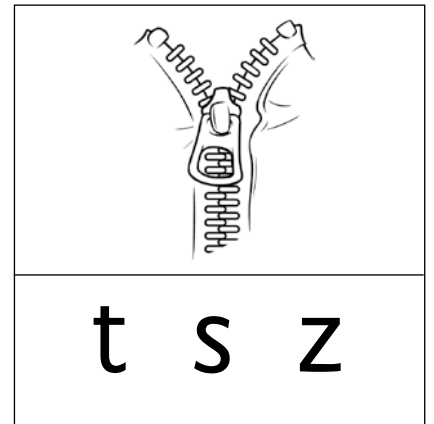
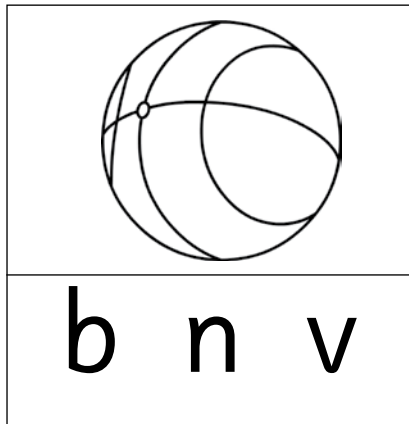
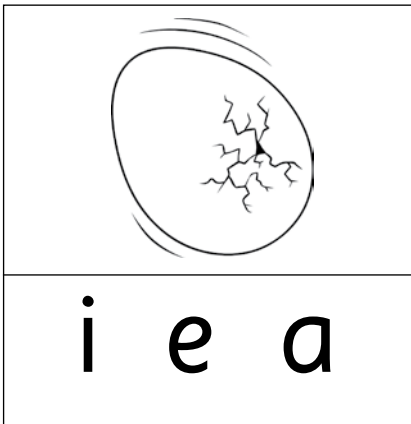
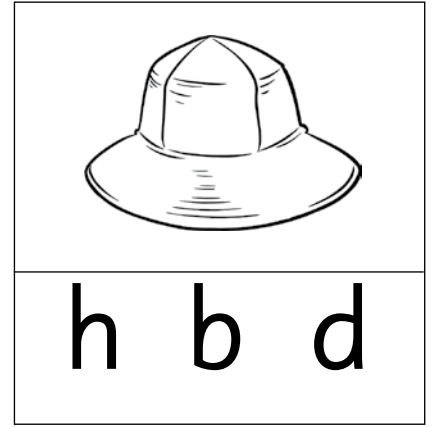


Name _____

Dd

Lesson 23 • Worksheet 4

Check

1 Circle the **beginning** sound.



2 Write three words that use these letters.




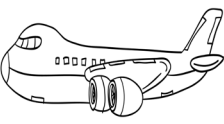


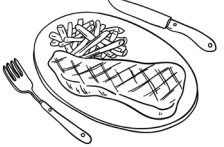

a b c d e f h i m n p r s t v z

Homophones

1. Copy each list word.

sale	_____	steal	_____	sight	_____
sail	_____	flee	_____	site	_____
meet	_____	flea	_____	toe	_____
meat	_____	hole	_____	tow	_____
plane	_____	whole	_____	rain	_____
plain	_____	pray	_____	rein	_____
steel	_____	prey	_____		

2. Circle the right word.

	flea flee		hole whole		tow toe
	plane plain		sail sale		rein rain
	meet meat		steel steal		

3. Missing word.

The _____ landed safely at the airport.
 The mole dug a deep _____ in the dirt.
 We watched the boats _____ past the harbour.
 I bought a box of old toys at the garage _____.
 My brother tried to _____ my new slinky.



Homophones

4. Word clues. Which word matches?

a tiny jumping insect with no wings

leather straps attached to a horse's bridle

a hard strong metal

to run away or escape

an animal that is hunted by another

Challenge words

5. Copy each challenge word.

wear

haul

where

rays

hire

raise

higher

morning

hall

mourning

6. Choose it. Circle and rewrite the correct word to complete the sentence.

I eat breakfast in the morning mourning.

We enjoyed the warmth of the sun's raise rays.

We climbed higher hire up the tree.

They have school assemblies in the big haul hall.

I didn't know where wear my sister was hiding.

7. Silly sentences. Use as many challenge words as possible to make a silly story.

UNIT 7: DRY AND WET AND DRY AGAIN

Seasons in Kakadu National Park, Australia

The Bininj/Mungguy Aboriginal people live in the Kakadu region of the Northern Territory. In their language, they describe the year in six seasons.

Name of the season	Time of the year	What it is like
Gudjewg	January, February, March	A wet season of heavy rain and flooding. It is hot and humid. The spear grass grows tall.
Banggereng	April	The skies become clear, but there may still be big storms. The Kakadu plums are ripe. Animals care for their babies.
Yegge	May, June	There are cool winds. The wetlands are covered in waterlilies. The Darwin woolly butt trees are flowering.
Wurrngeng	June, July, August	The coolest time of the year: about 30 degrees Celsius during the day. The floodplains are drying out. The magpie geese are getting fat.
Gurrung	August, September, October	It is getting hotter and more humid. A good time for hunting geese, snakes and turtles.
Gunumeleng	October, November, December	There are thunderstorms. Leichhardt's grasshoppers come out for the first rains.



Kakadu National Park



Leichhardt's grasshopper

LIFE CYCLE OF A MAGPIE GOOSE



Bininj is said as “bin-ing”.

Mungguy is said as “moong-gooy”.



In the texts

1 Look at pages 68 and 69. Tick the things you can find.

a labels

c arrows

e headings

b flow diagram

d table

f map

2 Which country are the pages about? _____

3 Mark where you live on the map. ☆ Done

4 Read how to say Bininj and Mungguy.

Practise saying the words with a classmate. ☆ Done

5 Read *Seasons in Kakadu National Park, Australia*.

Write the name of the season in which these things happen.

There are cool winds. **a** _____

It's a good time to hunt snakes. **b** _____

The magpie geese get fat. **c** _____

There is heavy rain and flooding. **d** _____

It is in December. **e** _____

Darwin woolly butt trees are flowering. **f** _____

It's the coolest time of the year. **g** _____


The spear grass grows tall. **h** _____

It gets hotter and more humid. **i** _____

The Kakadu plums are ripe. **j** _____

6 Is the text nonfiction (real) or fiction (made up)? _____

7 Why are the numbered pictures on page 69 connected with arrows?





Read and learn

1 What is a compound word? Hint: See page x if you don't know.

2 Read the texts on pages 68 and 69 to complete these compound words.

a water _____ **c** wet _____ **e** thunder _____

b grass _____ **d** flood _____

3 Count the syllables in these words and write the words in the table.

year	Kakadu	season	thunderstorm
wet	magpie	Aboriginal	snake
grasshopper	waterlily	August	six

1 syllable **a**

2 syllables **b**

3 syllables **c**

4 syllables **d**

5 syllables **e**

4 Use a dictionary to find out what these words mean.

a region: _____

b humid: _____

c ripe: _____

d season: _____

e Celsius: _____

5 Why do you think Gurrung is a good season for hunting?



Your turn

I Draw a flow diagram to show what happens in the different seasons in Kakadu National Park. Use the information on page 68.

1 Gudjewg (say "good-jowk")

2 Banggerreng
(say "bung-ge-deng")



4 Wurrngeng
(say "word-e-geng")

3 Yegge (say "ye-gay")



5 Gurrung (say "gu-doong")

6 Gunumeleng
(say "goona-me-lang")



An explanation tells how and why things happen. It explains actions. It has:


- a title that often includes *How* or *Why*
- a statement introducing the action
- paragraphs in present tense
- a conclusion
- diagrams and charts.

2 a Choose words from the word bank to complete the explanation.

Word bank chicks seeds nest food flock parents eggs adult


Title: How a Magpie Goose Grows

Introduction: A magpie goose grows from an egg




to an adult.


1 Adult birds mate. They build a _____ in the reeds and lay _____.



2 Eggs hatch. The _____ are helpless. The _____ feed and protect their chicks.



3 Young geese find their own _____. They eat the _____ and bulbs of water plants.



4 The goose becomes an _____. It lives in a large, noisy _____.

b Sum up your explanation. Hint: What will happen next in the cycle?


Conclusion: _____

Conjunctions

1 A junction is where two things join together.

For example, a road junction is where two or more roads join.

Draw a road junction.



2 A conjunction is a word that joins two parts of a sentence together.

The words *and*, *but*, *as*, *yet*, *then*, *so* and *because* are all conjunctions.

Use the conjunction *and* to join these two sentences. For example:

The wetlands are covered in waterlilies. The trees are flowering.

The wetlands are covered in waterlilies and the trees are flowering.

a The floodplains are drying out. The magpie geese are getting fat.

b The Kakadu plums are ripe. Animals care for their babies.

3 Underline the conjunction in each sentence, and then rewrite the sentence as two sentences. For example:

It is hot and it is humid.

It is hot. It is humid.

a It is humid, so the spear grass grows tall.



b The skies become clear, but there may still be big storms.

c There are cool winds, and the wetlands are covered in waterlilies.

4 Write your own sentences about weather using these conjunctions.

a but

b so

c because

Unit 8: Pancake Tuesday



Pancake Recipe

Dry and wet ingredients are mixed together to make pancake batter.


The liquid batter becomes a breadlike pancake after it is cooked. Some people enjoy eating pancakes with maple syrup or fruit.

How to make 12 small pancakes


You will need:

- 1 egg
- 1 cup of milk
- $1\frac{1}{2}$ cups of flour
- 3 tablespoons of sugar
- a pinch of salt
- butter or oil
- a non-stick frying pan, two bowls and a whisk

1 In a small bowl, beat the egg with a whisk and add the milk. Place the flour, sugar and salt in a large bowl.



2 Slowly pour the milk mixture into the flour. Keep stirring all the time until you have a smooth batter.



3 Heat a teaspoon of butter or oil in the frying pan. Add 1 large spoonful of batter to the pan.



4 Cook over medium heat until the bubbles pop. Flip the pancake over and cook on the other side until golden brown.



This week in your canteen!

DRINKS

Milk	\$1.00
(choc, straw, banana)	
Juice	\$1.20
(apple, orange or mango)	

FRUIT

Apple	20c
Banana	30c
Mandarin	30c
Packet of dried apricots	40c

SANDWICHES

Bread/Roll & Butter	50c
Cheese	\$1.80
Chicken	\$2.50
Ham	\$2.50
Jam	\$1.20
Tomato	\$1.20
Vegemite	\$1.50
Salad	\$2.40
Ham and salad	\$3.50
Chicken and salad	\$3.50

Salad contains: lettuce, carrot, cheese, tomato and beetroot.

Add 10c for a roll.

Add 10c for a toasted sandwich.

HOT FOOD

Pancakes ONLY ON TUESDAYS
40c each or 3 for \$1.00

Fish Bites	30c each
Pizza Pocket	\$1.60
Chicken burger with salad	\$3.30





In the texts

1 Read the text on page 76.

- a** What is the title? _____
- b** Answer *yes* or *no*. Does the text have:
- a list of ingredients and tools? _____
 - numbered steps? _____
 - steps that tell how, when and where? _____
 - pictures to match each step? _____
- c** What is the text type? _____
- d** What do you learn by reading this text?

2 Read the text on page 77.

- a** What is the title? _____
- b** Is this text a letter, a list or a poem? Circle one.
- c** What do you learn by reading this text?

- d** Where might you find a text like this?

3 Label the following on pages 76 and 77.

money sandwich lunch bag pen

4 Write captions for these photographs.

boy on page 76: _____

boy on page 77: _____





Read and learn

1 Read *Pancake Recipe* and fill in the missing words.

a Dry and _____ ingredients are _____ together

_____ make _____ batter.

b The dry ingredients you need are flour, _____ and _____.

c The wet ingredients you need are egg, _____ and _____.

2 Draw and label the three tools you need to make pancakes.

--	--	--

3 Write the numbers 1 to 7 in the boxes to show the order of steps.

Cook until the bubbles pop.

Heat oil or butter in the frying pan.

Stir.

Beat the egg and milk.

Pour the milk mixture into the dry ingredients.

Flip the pancake and cook the other side.

Add the batter to the pan.

4 In your own words, tell a classmate how to make pancakes. Done





5 Read *This week in your canteen!* Write how much each item costs.

apple juice	\$1.20	d banana milk	
a mandarin		e Vegemite roll	
b ham sandwich		f toasted cheese sandwich	
c chicken burger with salad		g three pancakes	

6 What types of juice can you buy?

7 What food is in a salad? l t t ce, c rr t, ch se,
t m to, eet oo .

8 What is in the salad that is not a vegetable?

9 Can you buy pancakes on Friday?

10 Complete this lunch order.

I would like:

one apple juice _____

one chicken sandwich _____

one banana _____

Total: \$ _____

Name: Samson Ryan

Class: Year 2, Wombat Room

Write the price of each item and the total price for Samson's lunch. Also, it is kind to write "Thank you" on your lunch order bag.



A procedure tells how to do something. It has:

- a goal or aim
- a list of materials and equipment needed
- steps in order
- steps that tell how, when and where
- steps written as commands
- time words
- pictures and diagrams.



Your turn

Write a procedure that shows how to order lunch from the canteen.

Title:

Give your procedure a title that uses the word *How*.

What you need:

Write the materials you need to order lunch. Hint: they are on pages 76 and 77.

What you do:

Write what you do in the order you do it. Number each step.



4 A sentence ends with a full stop, a question mark or an exclamation mark.

Draw a line to match each punctuation mark with its name.

full stop ?

exclamation mark .

question mark !

5 Add punctuation marks to the ends of these sentences.

a I am making pancakes _____

b Watch out, the batter's spilling _____

c Would you like maple syrup too _____

d She ate 25 pancakes _____

e It's fun to make pancakes _____

6 A sentence needs to make sense on its own.

Answer *yes* or *no*.

	Does it make sense?	Is it a sentence?
a We made pancakes at school.		
b I love pancakes!		
c On Tuesday		
d those pancakes are		
e Add a pinch of salt.		
f Can you flip a pancake?		
g will the pancake?		
h She burnt the pancakes.		
i It's hot because		

My stuff

Interesting things I've read, seen or done lately.

Books read

poetry
cool games
photos

UNIT 7: DRY AND WET AND DRY AGAIN

Unit 8: Pancake Tuesday




The best part was

The hardest part was

The easiest part was

Most interesting fact




The best part was

The hardest part was

The easiest part was

Most interesting fact




19
drawings **DIARY**
plays



Cut and stick
pictures from
magazines or
newspapers.

GREAT WEBSITES



Assessment: Units 7 and 8

Print your name here:

(First name)

(Family name)


This is a test to see how well you understand what you have read, and to see what you know about using language, spelling and punctuation. It is also a writing test.

Instructions

Read each question carefully. Some questions will ask you to read a text from another page in this book before answering.

Use a pencil. **DO NOT** use a pen. If you make a mistake, rub it out and try again.

There are three different ways to show your answer:

- Shade the bubble next to the correct answer. 
- Write a word in a box.
- Write a number in a box.

Start of test

Read *Seasons in Kakadu National Park, Australia* on page 69, and answer questions 1 to 4.

1 The season that comes after **Banggerreng** is

- Yegge.
- Gudjewd.
- Gunumeleng.

2 The magpie geese get fat in

- Yegge.
- Wurrngeng.
- Gunumeleng.

3 A good time for hunting snakes is

- Gurrung.
- Wurrngeng.
- Gunumeleng.

4 The Kakadu region is

- always dry.
- the dry season.
- part of the Northern Territory.

5 How many syllables are in the word *magpie*?

- two
- three
- four

6 How many syllables are in the word *waterlily*?

- two
- three
- four

7 How many syllables are in the word *Kakadu*?

- two
- three
- four

Read questions 8 to 10, and write the conjunction from each sentence in the box.

8 *There was lots of rain and it flooded.*

9 *It rained so the grasshoppers came out.*

10 *There is a dry season, then there is a wet season.*

Read questions 11 to 14, and choose the type of each sentence.

11 *She made pancakes.*

- question
- command
- statement

12 *Can I help you?*

- question
- statement
- exclamation

13 *Wash the dishes now!*

- question
- command
- exclamation

14 *Help, it's spilling!*

- command
- statement
- exclamation

Read questions 15 to 18, and choose the punctuation mark missing from each sentence.

15 *They ate the pancakes__*

- full stop (.)
- exclamation mark (!)
- comma (,)

16 *Why did you make pancakes__*

- question mark (?)
- full stop (.)
- comma (,)

17 *Yuck, I hate pancakes__*

- full stop (.)
- exclamation mark (!)
- comma (,)

18 *You need egg__ milk and flour to make pancakes.*

- full stop (.)
- exclamation mark (!)
- comma (,)

Assessment: Units 7 and 8

The spelling mistakes in these sentences have been circled. Write the correct spelling for each circled word in the box.

19 Slowly **por** the mixture into the flour.

20 Flip the pancake **ova**.

21 This is in **yor** canteen.

22 The pancake recipe on page 76 is a

- narrative.
- recount.
- procedure.

23 The pancake recipe tells you

- all about pancakes.
- how to make pancakes.
- who likes pancakes.

24 Which word completes this sentence?

The magpie geese are _____ fat.

- got
- get
- getting

