



Meeting Student Needs with Online Curriculum



A How-to Guide from Edmentum

A Closer Look at Online Curriculum

The expectations of teachers to be responsive to individual student needs all while maintaining the latest in standards alignment, updating curriculum resources, and adapting to changing needs of learners seems like an arduous task. Research has shown that the strength of connectivity between a teacher and student has a direct correlation to student success inside and outside of the classroom. At Edmentum, we want to be your partner in creating opportunities for you to leverage online curriculum to save you time and make one-to-one student engagement a reality.

Built from your state standards, Edmentum’s online curriculum is designed to infuse technology into the learning process and support educators in providing a personalized learning experience for every student.

This workbook will expand your definition of online curriculum, highlight student and teacher views of implementations, and provide opportunities to help you identify the best learning environment for your school or district.

A Closer Look at Online Curriculum2

What is Online Curriculum?3

Using Online Curriculum: A Student’s View4

Using Online Curriculum: A Teacher’s View7


Educator Best Practices8

Identifying a True Partner 10

Matching Technology to Needs 12

Selecting the Ideal Partner..... 14


Your Online Curriculum Partner 16



What is Online Curriculum?

The past two decades have dramatically expanded the depth of the tools, resources, units, activities, data, and content accessible within the constructs of online curriculum providers. We challenge you to think of online curriculum and its corresponding tools to incorporate such elements as:

- High-quality instruction and courses that may augment first-time instruction
- Standards-based content and standards mapping
- Teacher resources for whole-class or small-group instruction
- Content that can be assigned directly to students
- Individualized learning paths based on assessment data
- Interactive and engaging platform
- Additional teacher resources to strengthen your implementation of online curriculum
- Directives for project-based learning
- Assessments (formative, interim, and summative)
- Easy data visualization
- Student data available to all stakeholders, including parents
- Grouping tools
- Teacher management tools
- Support for time management
- SIS/LMS integration capabilities
- Communication platform



Using Online Curriculum: A Student's View

An engaging online curriculum complements the expertise of a teacher in the very important task of varying instruction based on individual student needs. To explore a few of the ways online curriculum can be used in the classroom, let's look from the vantage point of students who learn from the programs.

As a Textbook



Zoe, a high school sophomore, is a tech-savvy and highly engaged student. She likes to immerse herself in her work and does best when she gets quick feedback on assignments and activities. This year, her Algebra II teacher began instructing entirely from an online curriculum instead of a traditional hardcopy textbook. With this new approach, the students in Zoe's class complete virtual activities, engage in lesson tutorials, collaborate on assignments, and take quizzes in addition to classroom lessons at school. Zoe loves that she receives feedback immediately and can watch or read sections of the lesson over again when she is struggling.

Original Credit: Online Academy



Seth is an academically gifted student who regularly performs above his peers. As he completed his sophomore year of high school, he had high hopes for graduating early until a serious medical issue left him unable to attend class in person and homebound for an extended period of time. Now, he is in need of a flexible schedule to support his learning during recovery. Seth needs a program that he can access when he has the energy and focus to learn, yet he needs a teacher available to guide him through his learning path. A virtual academy provides Seth with this flexibility through a completely online curriculum with virtual teachers. The courses that Seth takes through the online academy allow him to meet his high school's graduation requirements and accelerate him appropriately. Seth is able to participate in advanced courses, giving him the opportunity to earn advanced standing as he prepares for college. Seth's online academy provides standards-aligned curriculum that enables him to earn the credits he needs and receive educational support as he heals.

Curriculum Resource



Sam, also a high school sophomore, has loved science since he was very young and dreams of becoming a chemical engineer. He finds the information in his textbook to be very insightful and is really engaged during in class lab sessions. His chemistry teacher also takes advantage of an online curriculum to help supplement some of the content in the textbook and fully utilizes the virtual labs. This additional resource allows the teacher to offer virtual labs that are not able to be performed in the live classroom due to budget restraints or laboratory resources. This access also permits Sam to explore additional activities that his teacher recommends for his personalized learning.

Unit/Credit Recovery




Mia is in 7th grade and began struggling in math last year. She managed to just barely pass 6th grade math, so Mia's teacher is acutely aware to watch for signs of her struggling. When the class completes a lesson on rational numbers, Mia is confused and does poorly on the worksheet and section quiz. Mia is worried that her problems with math are going to keep getting worse, and her teacher has similar fears. To better support Mia, her teacher uses a formative assessment to determine how to intervene. Her teacher then assigns relevant online curriculum that supports Mia through scaffolding and reteaching. This flexibility helps build Mia's confidence and allows her to get back on the learning path of her fellow students.

Expanded Virtual Course Offerings



Brita, a high school senior who loves technology, math, and science, knows she wants her future career to involve computer programming and technology. Brita has taken every accelerated class offered at the school; however, due to budget constraints, the district does not offer many career and technical education electives that can help expose her to software development. An online curriculum can be used to open options for Brita to gain exposure into mobile app development, coding, and related innovative technology applications.

Which of the student stories stand out most as a need in your classroom or school?




Zoe — Online Curriculum as a Textbook

Pairing a traditional textbook with an online curriculum, Zoe can complete virtual activities, engage in lesson tutorials, collaborate on assignments, and take quizzes in addition to classroom lessons at school.



Sam — Curriculum Resource

Sam's love of science is personalized through online resources offering extensions to textbook content and additional activities. His teacher utilizes virtual lab sessions to supplement classroom learning.




Seth — Original Credit: Online Academy

As a homebound student recovering from a health problem, Sam is able to attend school virtually through an online academy so that he can manage his recovery, take courses that he needs, and graduate as planned.



Mia — Unit/Credit Recovery

Mia's struggles with math are aided by her teacher, who is able to identify learning gaps and assign online curriculum lessons for unit recovery so that she is able to catch up to grade level.



Brita — Expanded Virtual Course Offerings

Brita's interest in technology, math, and science can be further accelerated with an online curriculum to open options for Brita to gain exposure into mobile app development, coding, and related innovative technology applications.

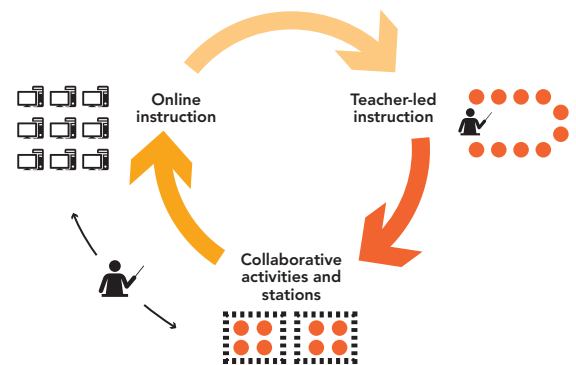
Considering what is happening in your school or in your classroom, in what ways could having an online curriculum help support your needs?

Using Online Curriculum: A Teacher's View

Online courses can help elevate student learning. Let's explore a couple of ways you can use online curriculum to create successful student outcomes everywhere learning occurs.

Station Rotation Model

Ms. Jones teaches fourth grade and instructs using a station rotation model of blended learning in her classroom. She uses her prep time to plan out each station and reviews previous formative assessment and diagnostic tools to determine grouping for the day. Ms. Jones relies on her online curriculum to help organize activities based on the standards she is trying to teach. She locates online lessons, printable activities, virtual simulations, various assessments, and lesson plans, and she uses these resources at each station. The online curriculum resources save Ms. Jones time and also ensure that she is meeting current state standards.



Catalog Expansion

Mrs. Grape is a high school principal facing the difficult challenge of virtual programs luring students away by offering a larger variety of courses. She has tried to diversify the course offerings within the school catalog. In preparation for the upcoming school year and in collaboration with her staff and the district curriculum committee, Mrs. Grape and her team decided to expand the online curriculum options available for students in two ways. First, the committee created independent learning times so that high school students are able to take an expanded number of courses in career and technical education. Students can complete a course during the independent learning time or on their own. The complete courses offer instruction, activities, and mastery tests to measure student learning. The high school's current teachers are able to be the teachers on record for the purpose of educator licensing and verifying credit completion. Second, to further meet the growing need of students, with the support of her teachers and the curriculum committee, Mrs. Grape began a completely virtual program. This program leverages teachers holding the appropriate educator license to be accessed through the online curriculum partner. With the addition of this option, students no longer needed to seek out other school districts offering courses that Mrs. Grape's high school could not. Additionally, state-allocated student funding stayed in the district. Both of these collaboratively developed options created a more competitive curriculum offering to keep students interested and progressing toward their learning goals.

Educator Best Practices

During a review of Edmentum's online solutions, Marzano Research identified 13 teacher behaviors and strategies which are correlated to significantly higher levels of student achievement in an online learning environment. This research points to the importance of partnership between your online curriculum provider and you—the educator.

Let's explore these best practice behaviors and then identify what are the top two things you do well and the top two things you want to focus on improving moving forward.

Communication and Expectations

Clarifying your expectations is key to a smooth-running classroom, whether it's traditional or virtual. Focus on providing clarity for students related to course policies, procedures, goals, materials, timeline, progress, communication options, and support resources. To more easily clarify expectations:

- 1** Communicate course/assignment expectations and procedures.
- 2** Clearly present the goal/objective for each assignment.
- 3** Provide students with all materials needed to complete an assignment.
- 4** Offer encouragement and positive feedback to students.
- 5** Allow students to keep track of their learning progress.
- 6** Leverage electronic communication as well as face-to-face communication.



Personalized Learning

Building a rapport might be the most important part of your job in the first couple of weeks of the school year, virtually or face to face. It lays the groundwork for the rapport you hope to build as you move through the year, monitor student work, deepen student knowledge, and encourage individual growth. To help personalize your students' experiences:



- 7** Monitor student work to understand student comprehension.
- 8** If you are an online teacher, know all students by name and recognize them outside of the online environment.
- 9** Allow students to progress through assignments at their own pace.
- 10** Provide help to understand and practice new knowledge.
- 11** Allow students to ask questions during online courses/assignments.
- 12** Treat all students equally.
- 13** Customize content by adding external resources to assignments aligned to local objectives.

Now that you have read all 13 best practices, place a star next to the two elements you are doing right now with your online curriculum, and place a checkmark next to the two elements you want to focus on more intently moving forward.

Identifying a True Partner

Depending on your identified need, your online curriculum provider should be able to offer much more than just quality content. You should now be able to have complete confidence in the rigor and content alignment to standards, as well as the flexibility to adapt to your scope and sequence without sacrificing quality.

Identifying a True Partner

Which of the course offerings below would you be interested in leveraging with your students this semester? Which would you like to plan for in the upcoming school year? Select the courses that would best fit your learning environment.

NOW

- ☐ Core Subject Areas
 - Math
 - English Language Arts
 - Science
 - Social Studies
- ☐ World Languages
- ☐ CTE and Electives
- ☐ Test Preparation (ACT®, SAT®, etc.)
- ☐ AP® Exam Preparation

FUTURE

- ☐ Core Subject Areas
 - Math
 - English Language Arts
 - Science
 - Social Studies
- ☐ World Languages
- ☐ CTE and Electives
- ☐ Test Preparation (ACT®, SAT®, etc.)
- ☐ AP® Exam Preparation

How is the curriculum rigorous? In what ways does it allow for customization to fit varying needs?

How is standards alignment maintained during customization?

More Than Just a Curriculum

Ask your online curriculum provider these important questions to ensure the program you choose will support all facets of learning in your environment.

Is the curriculum built to my state standards?

YES ☐ NO ☐

Does my curriculum provider make information available regarding the instructional design of the curriculum?

YES ☐ NO ☐

Is it clear who develops the curriculum?

YES ☐ NO ☐

Is the curriculum reviewed by third-party entities that provide standards guidance?

YES ☐ NO ☐

Is it clear that my curriculum provider updates standards as standards change?

YES ☐ NO ☐

Does my curriculum provider make available teacher support in each course as it relates to the scope and sequence of the curriculum?

YES ☐ NO ☐

Does my curriculum provider allow the option to customize content by adding, deleting, reordering, or changing course content as needed?

YES ☐ NO ☐

Use the space below to take notes on your next steps.

Matching Technology to Needs

What type of technology infrastructure is available?

(Circle all that apply)

There are many questions to consider related to the type of technology infrastructure that is available and how to leverage online curriculum. Take a look at the list below and compare your school situation with the chart on the next page.

Device:

Bring Your Own Device
1 to 1
Mobile Cart

Computer Lab
Classroom Computers
Smartboard/Projector



Finally, select the column that most closely resembles the type of implementation you have or would like to have.

Bring Your Own Device	1 to 1	Mobile Cart	Computer Lab	Classroom Computers	Smartboard/ Projector
Leverage: <ul style="list-style-type: none"> - full courses - entire units - in class and virtual - individual flex assignments - worksheets - resources - supporting documentation - assessment data - communication tools 	Leverage: <ul style="list-style-type: none"> - full courses - entire units - in class and virtual - individual flex assignments - worksheets - resources - supporting documentation - assessment data - communication tools 	Leverage: <ul style="list-style-type: none"> - entire units - in class activities - lesson segments - individual flex assignments - custom built courses - resources - assessment data - communication tools 	Leverage: <ul style="list-style-type: none"> - full courses - units - planned assignments - worksheets - resources - assessment data - customization - communication tools 	Leverage: <ul style="list-style-type: none"> - full courses - entire units - customized course - individual flex assignments - worksheets - resources - supporting documentation - assessment data - communication tools 	Leverage: <ul style="list-style-type: none"> - content videos - activities - knowledge check questions - virtual labs - resources - mastery tests
Benefits: All students have access to technology inside and outside of the school.	Benefits: All students have access to technology inside and outside of the school.	Benefits: Opens access for courses to portions of class.	Benefits: Most schools have access, larger groups can cycle at a time.	Benefits: Students can work directly on a lesson or activity in the classroom.	Benefits: Easily augment lesson plans, introduce new topics with fun video, or reinforce previous concepts with a review mastery test.
Limitations: Less control and consistency for maintenance and upgrades.	Limitations: Costly maintenance and upgrades.	Limitations: May not have control over times or number of devices on given days.	Limitations: Schedule.	Limitations: Amount of time allotted to rotate through students.	Limitations: Must be in a full group setting.
Blended Models: All types of models could leverage BYOD.	Blended Models: All types of models could leverage 1:1.	Blended Models: Lab rotation, A La Carte.	Blended Models: Station rotation, lab rotation, A La Carte.	Blended Models: Station rotation, lab rotation, A La Carte.	Blended Models: All rotation models.

Selecting the Ideal Partner

At this point, you may be asking, “How do I know which online curriculum provider is best for my needs?” The best way to answer that is to ask yourself more question to clarify your exact needs.

What programs do you already have access to, and how are you using them?

What student needs did you identify that could benefit from a larger online curriculum resource?

Is online learning going to be the backbone of student learning or a supplement?

How ready are you to follow the best practices to ensure that online learning is successful? Who will be your champions at your school for this initiative?

What would your implementation look like? Will the program be implemented across an entire school/district or on a class-by-class or student-by-student basis?

How ready are you? In most cases, you don't realize how far you've come until you take a look at where you've been. Let's review what you have uncovered.

I understand the definition of online curriculum, along with learners and educators' expectations.

I know my school's or district's online curriculum goals.

I know my school's or district's technology plan.

I have identified my pilot program to begin utilizing online curriculum as: (circle one)

- | | |
|---|---|
| <input type="checkbox"/> The entire curriculum | <input type="checkbox"/> Original credit in an online academy or in a traditional setting |
| <input type="checkbox"/> Supplemental instruction | <input type="checkbox"/> Expanded course offerings in an online academy or in a traditional setting |
| <input type="checkbox"/> Unit/credit recovery | |

I have identified three ways I can use online curriculum in my current classroom:

1.

2.

3.

I feel empowered to ask the right questions to:

1 Ensure that I choose an online curriculum that is best for me and my learners and is aligned to state standards.

2 Continue to grow my use of online curriculum in my classroom.

Your Online Curriculum Partner

Edmentum is founded in innovation and committed to being a trusted partner to create successful student outcomes everywhere learning occurs. We can give you the resources—and the expertise—to leverage the power of effective learning solutions.

1. Program Needs Analysis

Review online curriculum learning strategies and best practices.

2. Implementation & Onboarding

Tailor onboarding process to meet the specific needs of your educators

3. Professional Development

Continuous support focused on preparing and sustaining a blended classroom

www.edmentum.com/resources

We also provide a variety of resources on our website that can help you implement your solution.



Success Stories

Discover the success that schools and districts achieve in partnering with Edmentum.



Blog

Explore how technology is changing education.



Videos

Visit our video library, and view clips of industry thought leaders, customer testimonials, and product overviews.



Whitepapers and Efficacy

Dig through the data behind why our products work and how to use them more effectively.



Webinars

Hear how online education is redefining the 21st century classroom.



Workshops

Take advantage of these free customer resources to learn how to get started and better utilize our products to implement a world-class program.

Contact us today for more information.
www.edmentum.com – 800.447.5286



edmentum.com
800.447.5286
info@edmentum.com
AC044-09 120916

5600 W 83rd Street
Suite 300, 8200 Tower
Bloomington, MN 55437
© 2016 EDMENTUM, INC.